

BENGKULU PRESENTATION BOOK

March 2026

*Unlocking Bencoolen's Future:
Sustainable Investments on Regional Potential for
Stronger Growth*



This page is intentionally left blank



Indonesia Economic Performance



Indonesia's Economic Growth Remains Solid and Resilient, Supported by Domestic Demand

Indonesia's economic growth must be continuously reinforced amidst heightened global challenges and uncertainty, particularly stemming from reciprocal tariff measures imposed by the US. In the fourth quarter of 2025, economic growth reached 5.39% (yoy), Economic performance was supported by household consumption (over 55% of GDP) and sustained investment momentum. To further strengthen growth in the second into 2026, as well as to create more jobs, the Government has launched the 8+4+5 policy package. From a sectoral perspective, all sectors showed positive performance in the second quarter of 2025. The five leading sectors with the largest contribution to Indonesia's economy—namely Manufacturing, Agriculture, Trade, Construction, and Mining—all recorded positive growth.

Looking ahead, economic growth in 2026 is projected to be in the range of 4.6-5.4% (yoy), supported by government consumption given greater spending towards the end of the year. Indonesia's economic recovery momentum persists, driven by robust domestic demand. Indonesia's Consumer Price Index (CPI) inflation was recorded at 4.76% (yoy) in February 2026. Inflation remains manageable, supported by the Government and Bank Indonesia's continued commitment to maintaining price stability in line with the inflation target corridor of 2.5±1%.

The external sector remains sound, supported by a sound Balance of Payments and a trade surplus of USD 49.82 billion in 2025, up from USD 39.84 billion in 2024. The higher surplus was driven by an increase in the non-oil and gas trade surplus. At the end of January 2026, foreign exchange reserves remain robust at USD154.6 billion, equivalent to 6.3 months of imports or 6.1 months of imports and the servicing of government external debt. In 2025, the BOP is expected to perform solidly, supported by a sustained surplus in the capital and financial accounts, driven by attractive investment returns, alongside a manageable current account deficit within the range of 0.5-1.3% of GDP. Meanwhile, fiscal discipline is anticipated to continue, with the fiscal deficit projected to be at 2.78% of GDP. Monetary policy will remain focused on ensuring stability while fostering economic growth. Bank Indonesia will continue to closely monitor inflation and the outlook for economic growth to assess the potential for further monetary easing, particularly in relation to Rupiah exchange rate fluctuations. The financial system remains resilient, underpinned by robust liquidity, high capital adequacy, low credit risk, and favorable stress test outcomes. To drive sustainable, inclusive, and environmentally responsible economic growth, the government remains committed to implementing its structural reform agenda, including advancing infrastructure development and enhancing the investment climate.

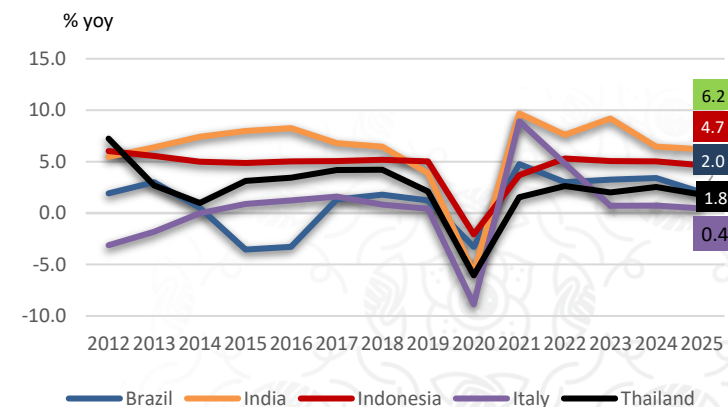
2026 Growth Projection

Institutions	GDP Growth
2026 Budget	5.4
Bank Indonesia	4.9-5.7
Consensus Forecast (May 2025)	4.8
IMF (WEO, April 2025)	4.7
ADB (Asian Development Outlook, April 2025)	5.0

Strong GDP Growth



Favorable GDP Growth Compared to Peers

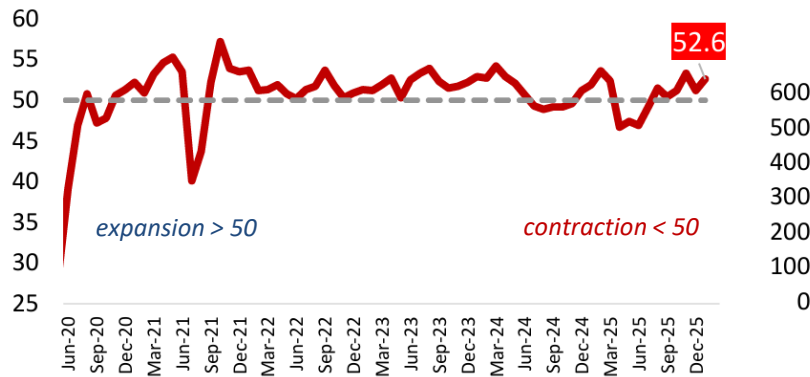


1. Source: Central Bureau of Statistics of Indonesia (BPS). ** Including non-profit household consumption
2. Source: World Economic Outlook Database – April 2025; * indicates estimated figure

Economic growth indicators show continuous recovery

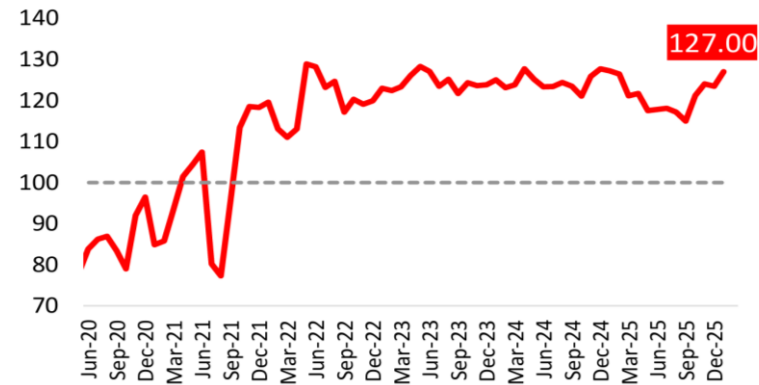
Indonesia's economic indicators show consistent improvement across key areas. The Manufacturing PMI has returned to an expansion level of 52.6, while consumer confidence remains elevated at 127.0. Foreign exchange reserves are stable at USD 154.6 billion, supporting external resilience. Total investment also continues to increase, rising from IDR 1,207 trillion in 2022 to IDR 1,931.2 trillion in 2025. Overall, these metrics indicate sustained recovery momentum and a strengthening economic outlook.

Indonesia Manufacturing PMI



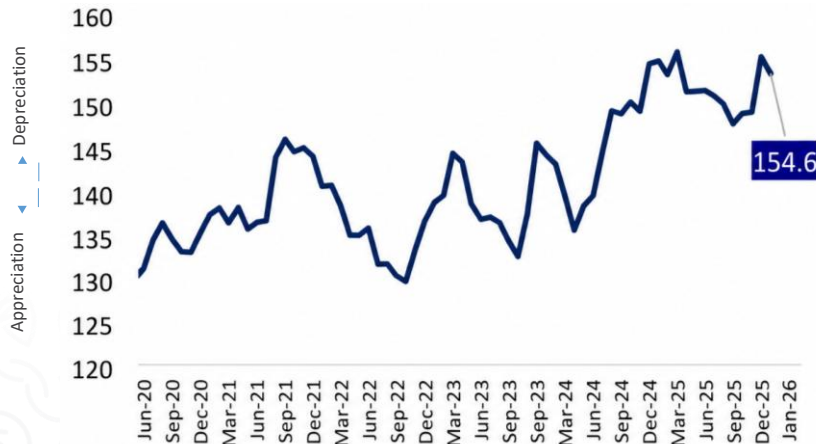
Source: S&P Global

Consumer Confidence Index



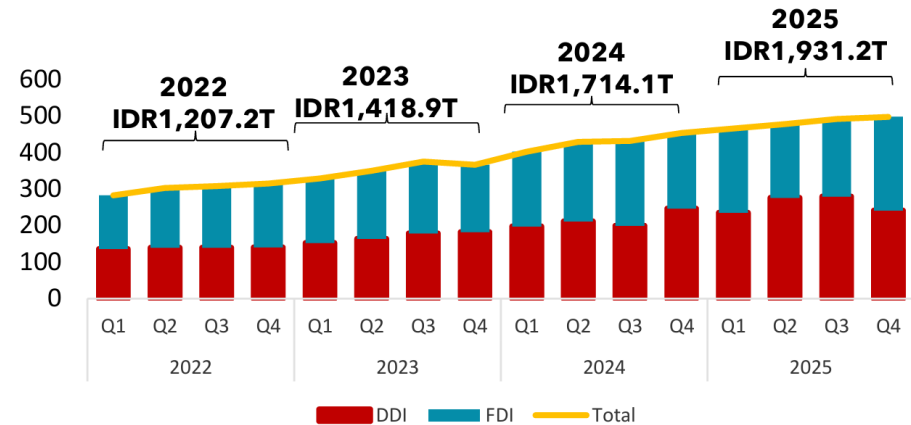
Source: Central Bank of Indonesia

Foreign Exchange Reserves (USD Bn)



Source: Central Bank of Indonesia

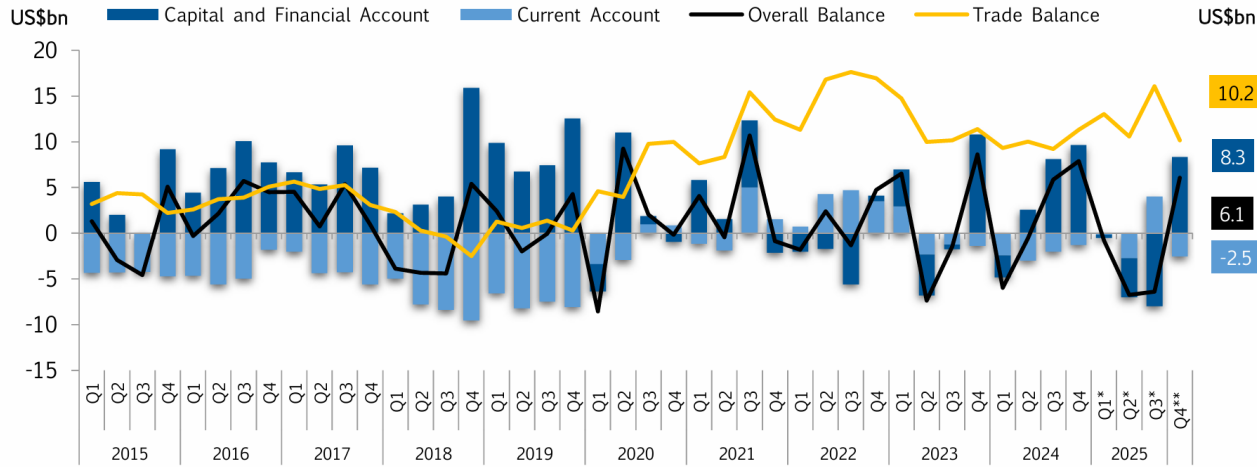
Total Investment Indonesia (IDR Tn)



Source: Ministry of Investment

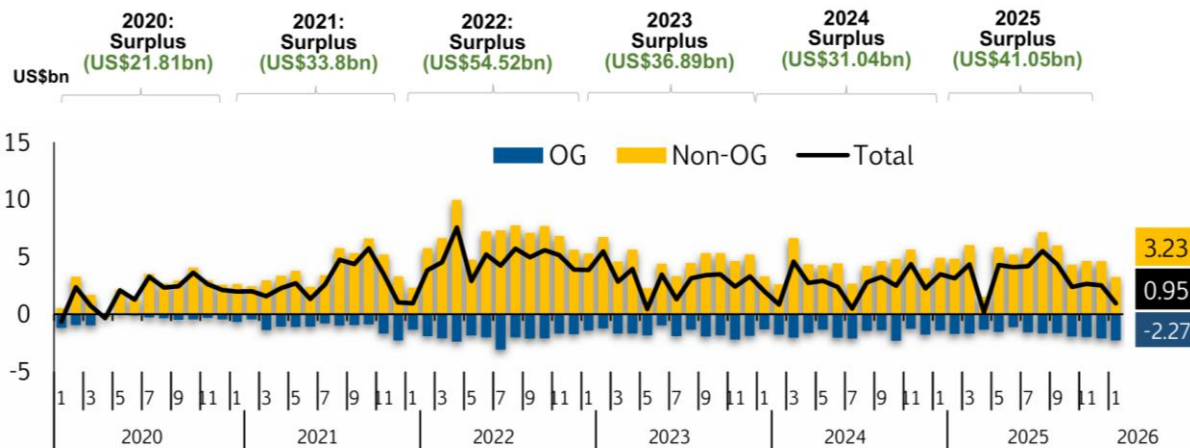
Improving Global Perception with Recent Improvement on Governance

Balance Of Payment Remains Solid



Indonesia's external position remains stable, as reflected in the positive balance of payments. This outcome is supported by a USD 10.2 billion trade surplus, which continues to serve as a key buffer for the external sector. The strong surplus also helps offset movements in the capital and financial accounts, allowing overall external stability to be maintained. These conditions, combined with improved perceptions of domestic governance and security, continue to strengthen global confidence in Indonesia's macroeconomic outlook.

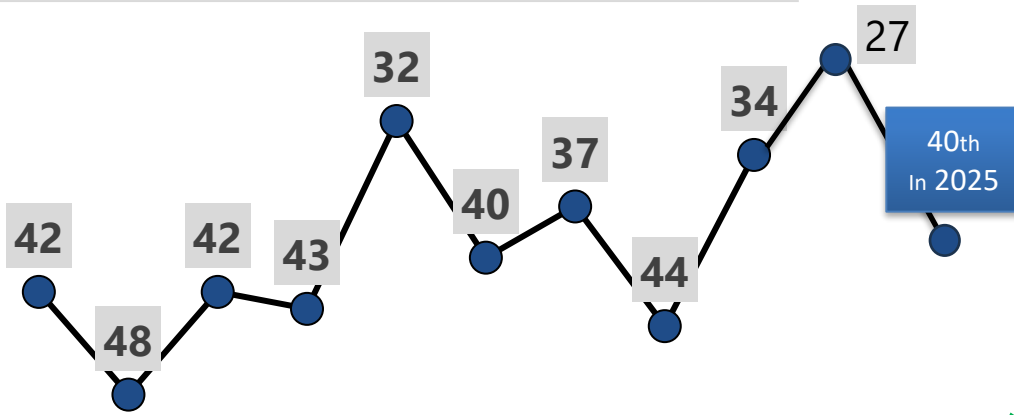
Trade Balance Surplus Continues



Global Perception with Recent Governance

IMD World Competitiveness Index 2015-2025

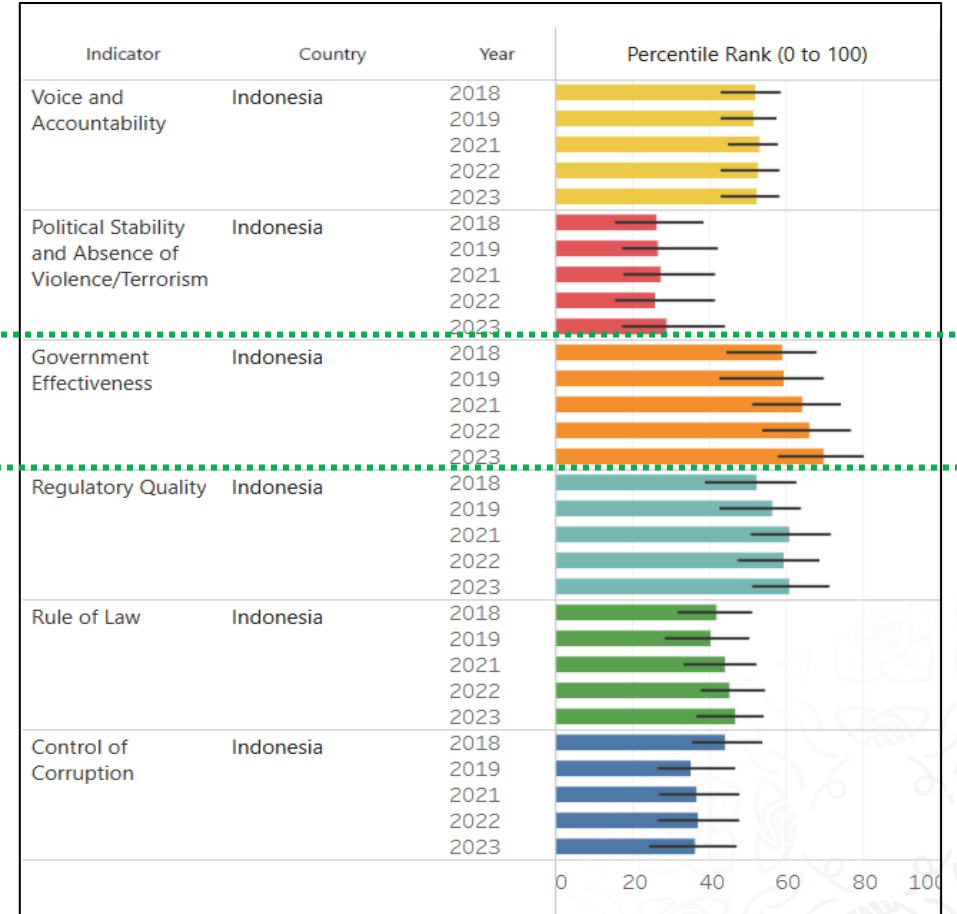
2015 2016 2017 2018 2019 2020 2021 2022 2023 2024 2025



The recent moderation in Indonesia's competitiveness ranking reflects cyclical dynamics amid global uncertainties. Nevertheless, ongoing improvements in governance, especially in government effectiveness, underscore strengthening institutional capacity, which remains a key driver of long-term competitiveness.

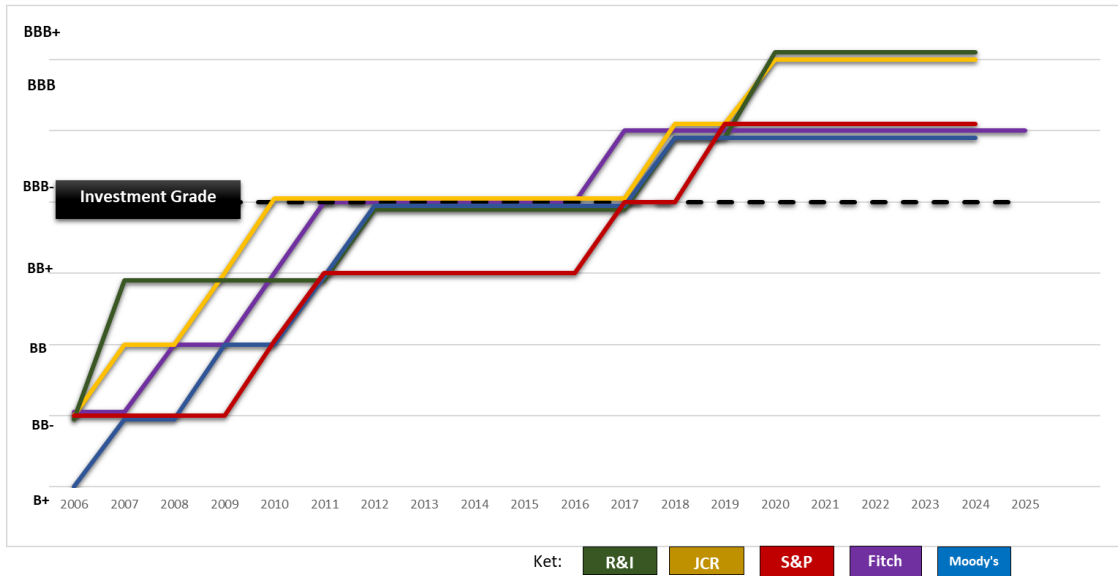
No.	Country	2019	2020	2021	2022	2023	2024	2025
1	South Korea	28	23	23	27	28	20	27
2	Indonesia	32	40	37	44	34	27	40
3	Japan	30	34	31	34	35	38	35
4	India	43	43	43	37	40	39	41
5	Philippines	46	45	52	48	52	52	51
6	Mexico	50	53	55	55	56	56	55
7	Brazil	59	56	57	59	60	62	58

Source: IMD World Competitiveness Index 2015-2025



Source: Worldwide Governance Indicators, 2024 Update (www.govindicators.org)

Improved Outlook and a Well-Maintained of Indonesia's Sovereign Credit Rating Amid Global Economy Uncertainties



FitchRatings

BBB / Stable

March 2025, Rating Affirmed at BBB/Stable Outlook

Indonesia's 'BBB' rating reflects the country's favorable medium-term growth outlook and low government debt/GDP ratio. The rating is primarily constrained by a weak government revenue intake and lagging structural features, such as GDP per capita and governance indicators compared with 'BBB' category peers.

S&P Global

BBB / Stable

July 2025, Rating Affirmed at BBB/Stable Outlook

Indonesia's BBB rating reflects the country's robust economic growth prospects, prudent policy settings, and relatively low net external and government debt burdens. Meanwhile, the stable outlook is supported by the government's commitment to maintaining the 3% annual fiscal deficit ceiling as a policy anchor.

MOODY'S

Baa2 / Stable

September 2025, Periodic Review at Baa2/Stable Outlook*

Indonesia's credit profile is supported by ongoing economic resiliency, backed by structural factors such as abundant natural resources and strong demographics, and evidenced by stable and solid GDP growth. It is also underpinned by a history of prudent fiscal and monetary policies that have built credibility having focused on fiscal discipline and ensuring macroeconomic stability.

R&I

BBB+ / Stable

October 2025, Rating Affirmed at BBB+/Stable Outlook

Indonesia's economic fundamentals remain resilient, supported by demographic expansion, abundant natural resources and growing manufacturing sectors. The economy has been on a relatively stable trajectory, with the inflation rate kept in check. The government debt ratio remains at a low level, reflecting the government's fiscal policy in accordance with fiscal rules. R&I has a view that prudent fiscal and monetary policies have been maintained so far under the Prabowo administration.

JCR

BBB+ / Stable

September 2025, Rating Affirmed at BBB+/Stable Outlook

The ratings mainly reflect the country's solid domestic demand-led economic growth and restrained public debt. On the other hand, they are constrained by its weak revenue base. The economy's real GDP growth in 2024 remained at around 5%, the same level as the previous year. JCR holds that the government debt-GDP ratio, which rose due to measures aimed to combat the pandemic, will be maintained at current levels amid the ongoing fiscal consolidation efforts through tax reforms and budget allocation revisions.

Accelerating Economic Recovery Through Investment and Savings



This page is intentionally left blank



Bengkulu Economic



The Third Fastest Growing Economy in Sumatera

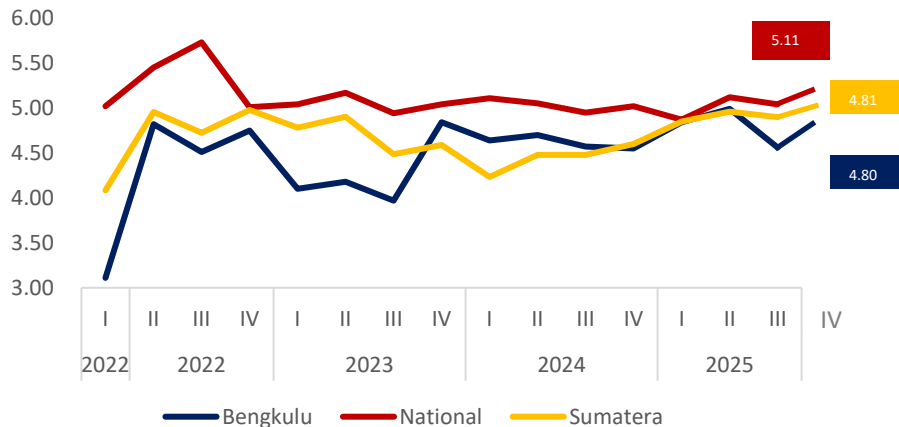
Bengkulu's economy recorded consistently solid growth during 2022–2025, placing it among the top performers in Sumatera, often cited as one of the fastest-growing provinces in the region

Province	Average Growth	2017-2022 (yoy)							2025 (yoy)			
		2017-2024	2018	2019	2020	2021	2022	2023	2024	Q1	Q2	Q3
Jambi	4.46%	4.69%	4.35%	-0.44%	3.66%	5.13%	4,66%	4,51%	5,91%	4,99%	4,77%	4,93%
South Sumatera	4.08%	6.01%	5.69%	-0.11%	3.58%	5.23%	5,08%	5,03%	5,19%	5,42%	5,20%	5,35%
Bengkulu	3.49%	4.97%	4.94%	-0.02%	3.24%	4.31%	4,26%	4,62%	4,84%	4,99%	4,56%	4,80%
West Sumatera	3.44%	5.14%	5.01%	-0.62%	3.29%	4.36%	4,62%	4,36%	4,33%	3,94%	3,36%	3,37%
North Sumatera	3.33%	5.18%	5.22%	-1.07%	2.61%	4.73%	5,01%	5,03%	4,65%	4,69%	4,55%	4,53%
Lampung	3.18%	5.23%	5.26%	-1.67%	2.79%	4.28%	4,55%	4,57%	4,83%	5,09%	5,04%	4,83%
Aceh	3.08%	4.61%	4.14%	-0.37%	2.79%	4.21%	4,23%	4,66%	4,52%	4,09%	4,46%	5,28%
Bangka Belitung Islands	2.98%	4.45%	3.32%	-2.30%	5.05%	4.40%	4,38%	0,77%	2,32%	7,14%	3,21%	4,09%
Riau Islands	2.80%	4.47%	4.83%	-3.80%	3.43%	5.09%	5,20%	5,02%	5,07%	7,14%	7,48%	7,89%
Riau	2.39%	2.35%	2.81%	-1.13%	3.36%	4.55%	4,21%	3,52%	3,48%	4,59%	4,98%	4,79%

Source: The Central Bureau of Statistics, 2025

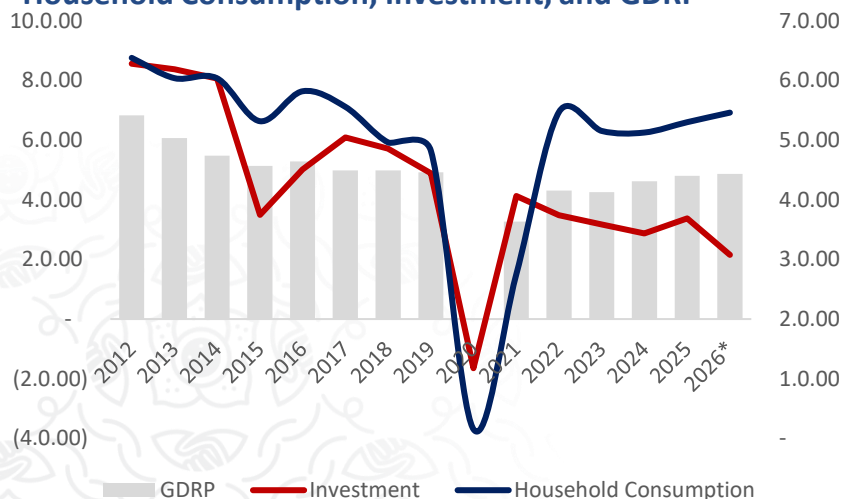
Supported by growing investment and exports, Bengkulu's economy is expected to be solid in 2025

GDP Growth¹



Source : Statistics Indonesia (BPS)

Household Consumption, Investment, and GDRP



Source : Statistics Indonesia (BPS) *Forecast from Bank Indonesia



In the fourth quarter, Bengkulu's economy recorded solid growth of 4,80% (yoy). This performance was mainly supported by robust household consumption, particularly in food and beverages, household goods, healthcare, and education. Investment and government spending also experienced positive increase, reinforcing overall economic momentum. From sectoral perspective, agriculture, forestry, and fisheries, as well as industry and transportation showed accelerated performance compared to same period last year.



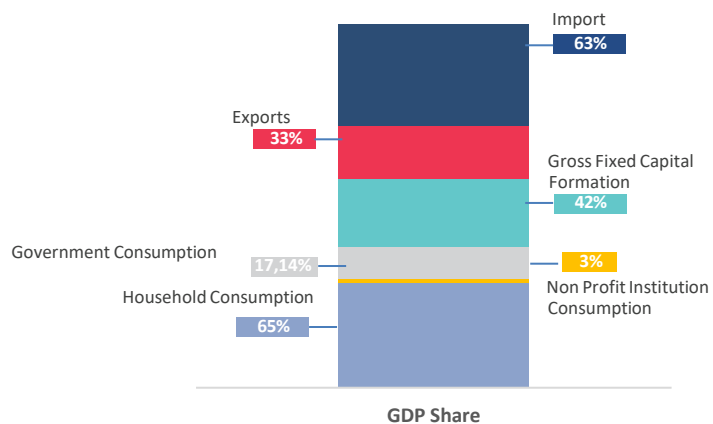
Such developments were primarily driven by higher household spending and rising investment, supported by improved mobility and solid domestic demand in Bengkulu, despite moderating export performance amid slower global economic growth. Most economic sector also contributed to Bengkulu's overall economic expansion, including agriculture, wholesale and retail trade, and transportation.



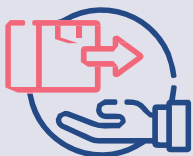
The economy is expected to remain solid in 2026, with growth projected between 4,50 – 5,30% (yoy). This outlook is supported by stronger household consumption, increase investment, and improving external demand for the commodities. However growth may moderate slightly amid elevated uncertainty that continues to influence consumer spending behavior.

Bengkulu's economy is supported by Domestic Demand and Investment

GDRP Share by Expenditure (2025)

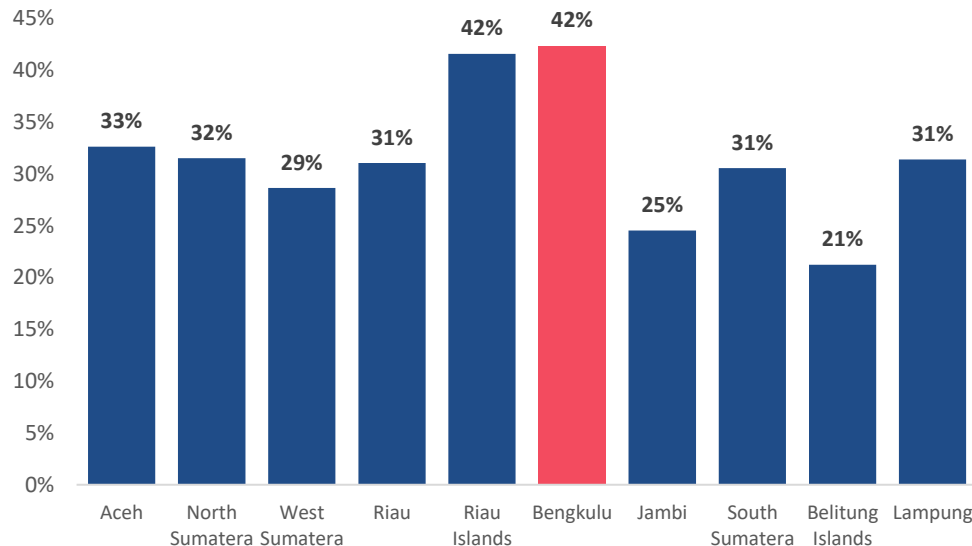


Source : Statistics Indonesia (BPS)

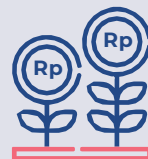


Domestic demand contributed significantly to Bengkulu's economy with the share of imports and household consumption reached 63% and 65% respectively.

Investment Share in GDRP In Sumatera Region

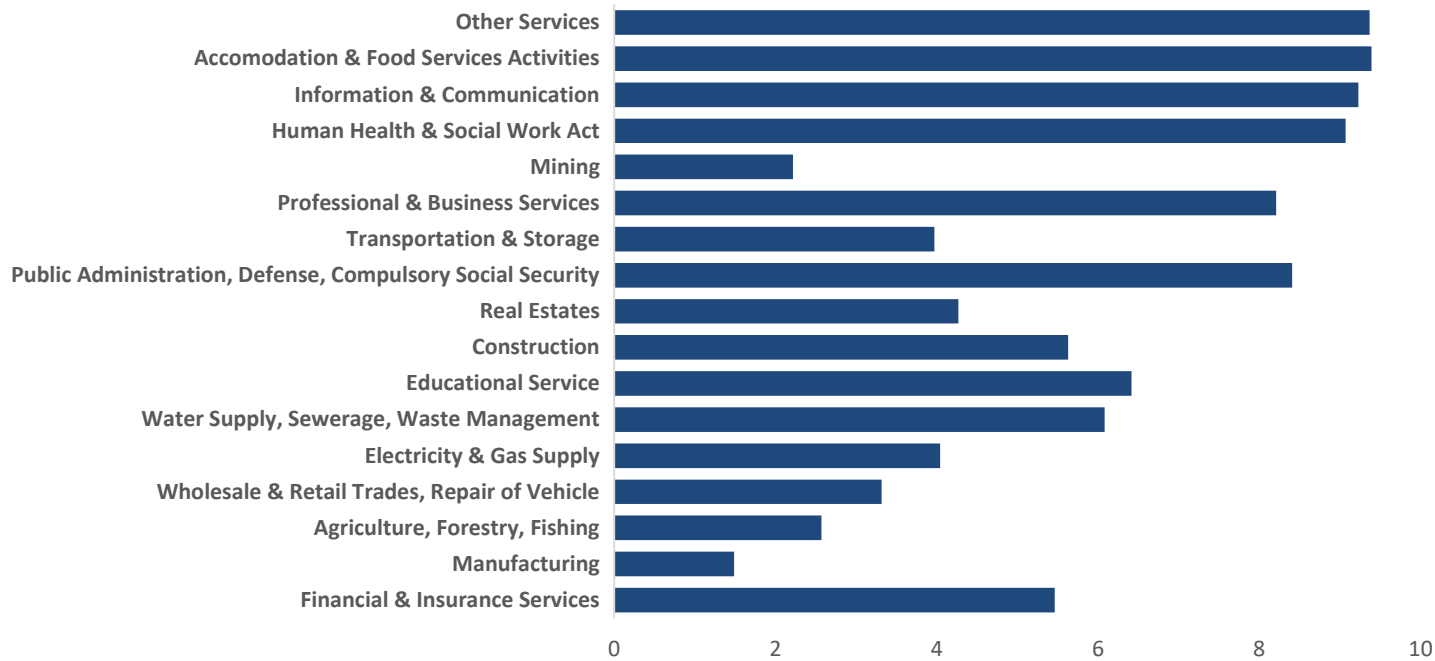


Source : Statistics Indonesia (BPS)



As investment has become the engine of Bengkulu's sustainable economic growth, Bengkulu had the 1st highest investment ratio (42%) same with Riau Islands in the Sumatera region. The ratio is also higher than national investment ratio.

Bengkulu's economy was fueled by solid leading sectors and growing new economic sectors

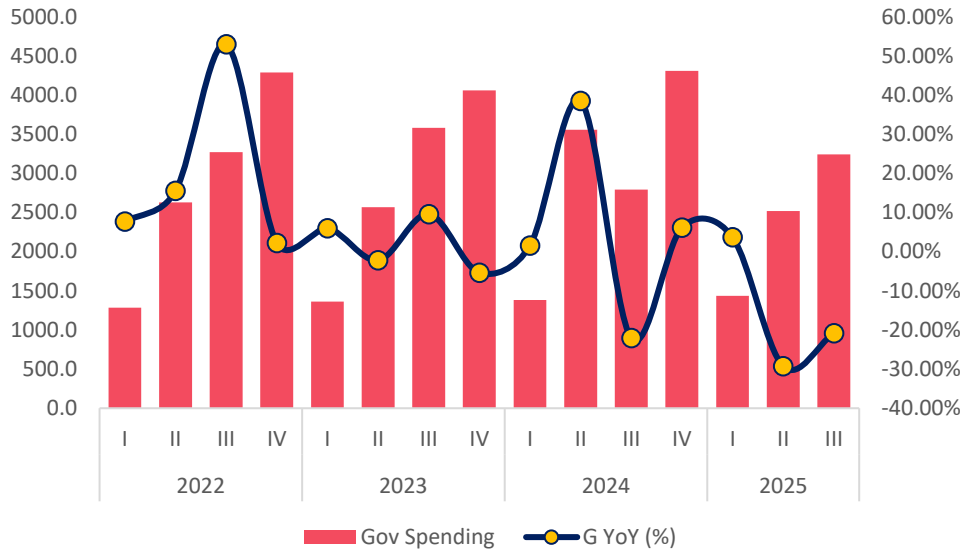


Source : Statistics Indonesia (BPS)

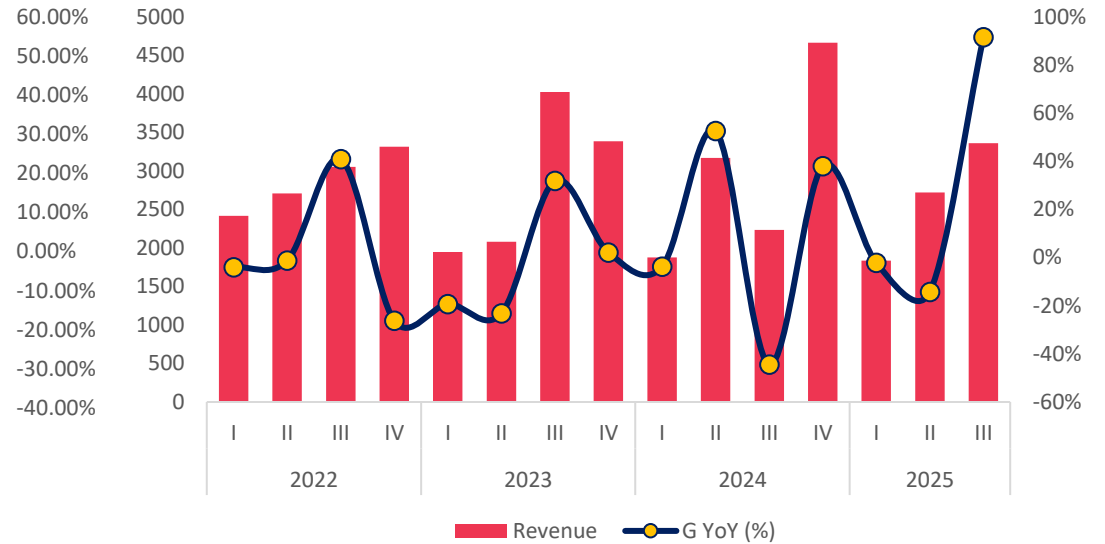


Economic growth of Bengkulu in 2025 was supported by leading sectors, such as Accommodations & Food Services Activities and Other services

The realization of Regional Revenue and Expenditure of Bengkulu Province increase



Source DJPB Bengkulu



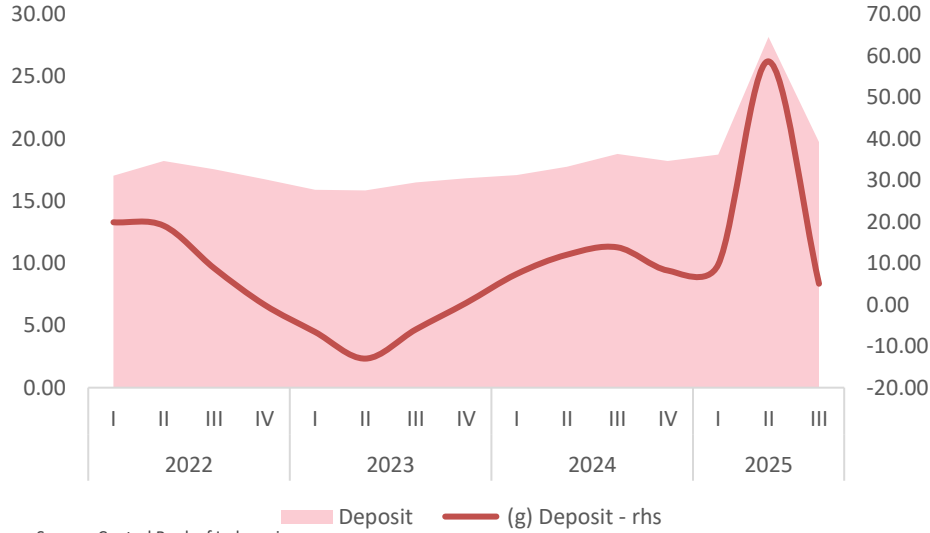
Source DJPB Bengkulu



The performance was restrained due to the base year effect of the 2024 General Election, as well as the slowdown in regional (APBD) and national (APBN) budget spending, following budget efficiency measures, particularly in operational expenditures. Government consumption performance is expected to improve in the second quarter of 2025. This is in line with the realization of operational spending on goods and services, as well as the opening of several budget expenditure items.

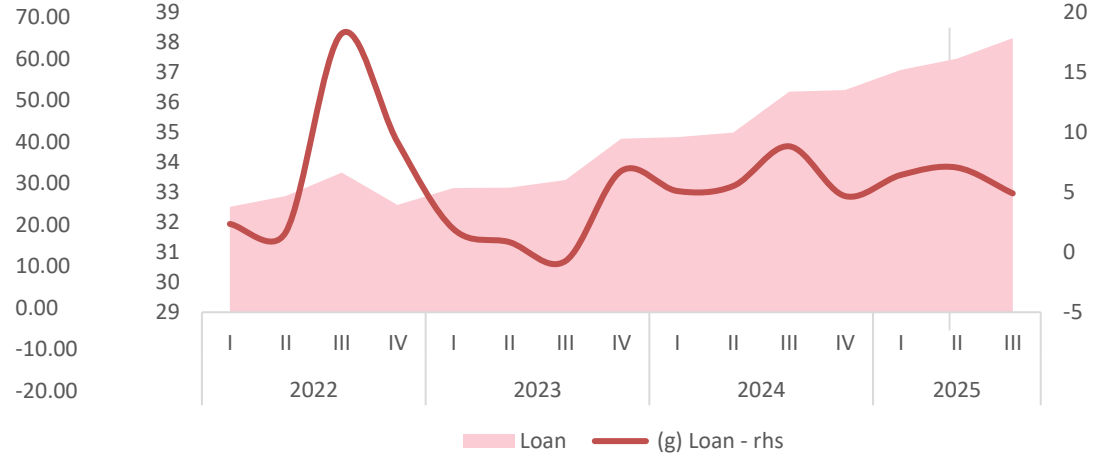
Banking intermediation function support financial system to improve economic recovery

Deposits Growth



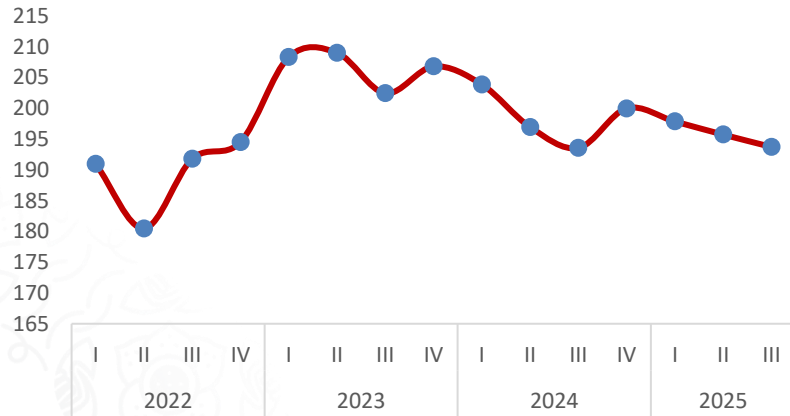
Source: Central Bank of Indonesia

Loan Growth

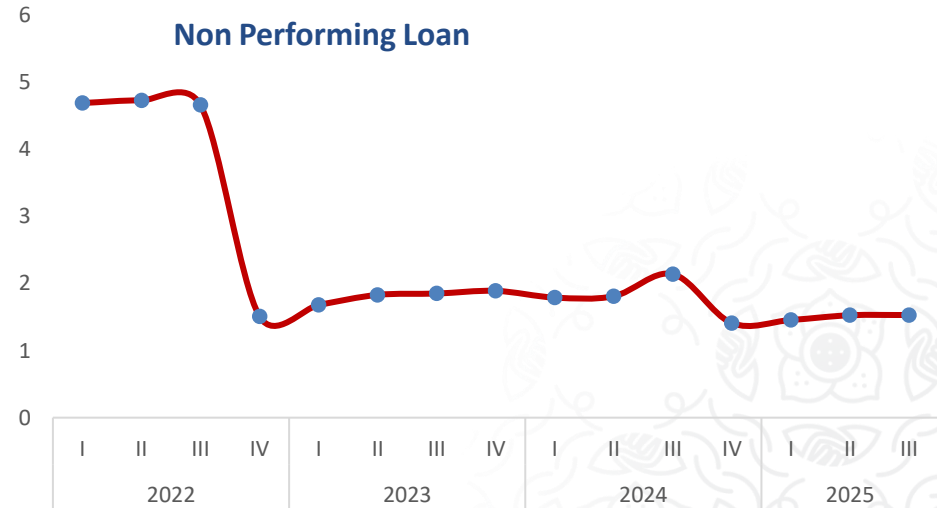


Source: Central Bank of Indonesia

Loan to Deposit Ratio

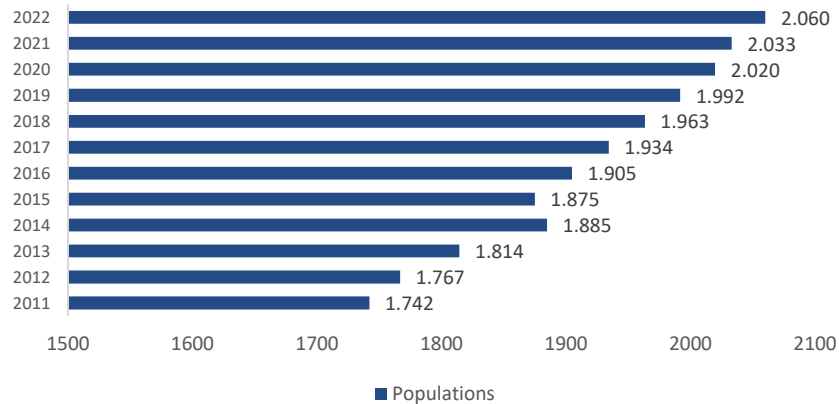


Non Performing Loan



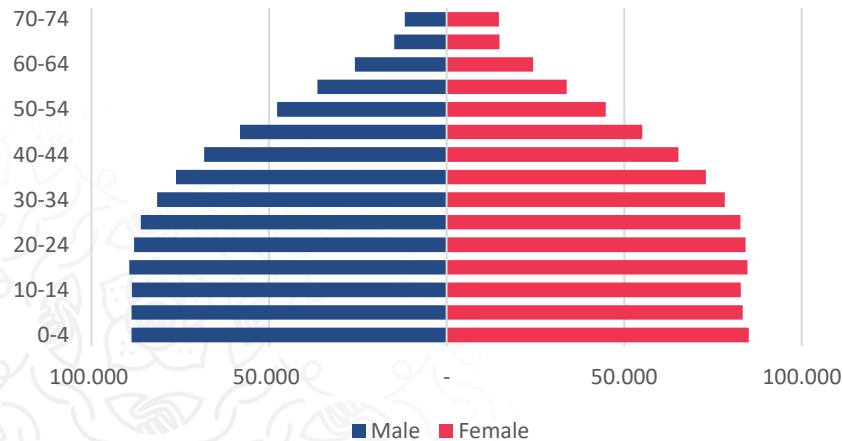
Bengkulu population is continued to increase and dominated by productive age

The Population of Bengkulu Province



Source : Statistics Indonesia (BPS)

Population Structure by Age (2025)



Source : Statistics Indonesia (BPS)

The Population of Bengkulu is Continue to Increase.



In 2025, the population in Bengkulu was

2.1 million

with the population growth rate of

1.56% per year



The population density was

105 people /km²

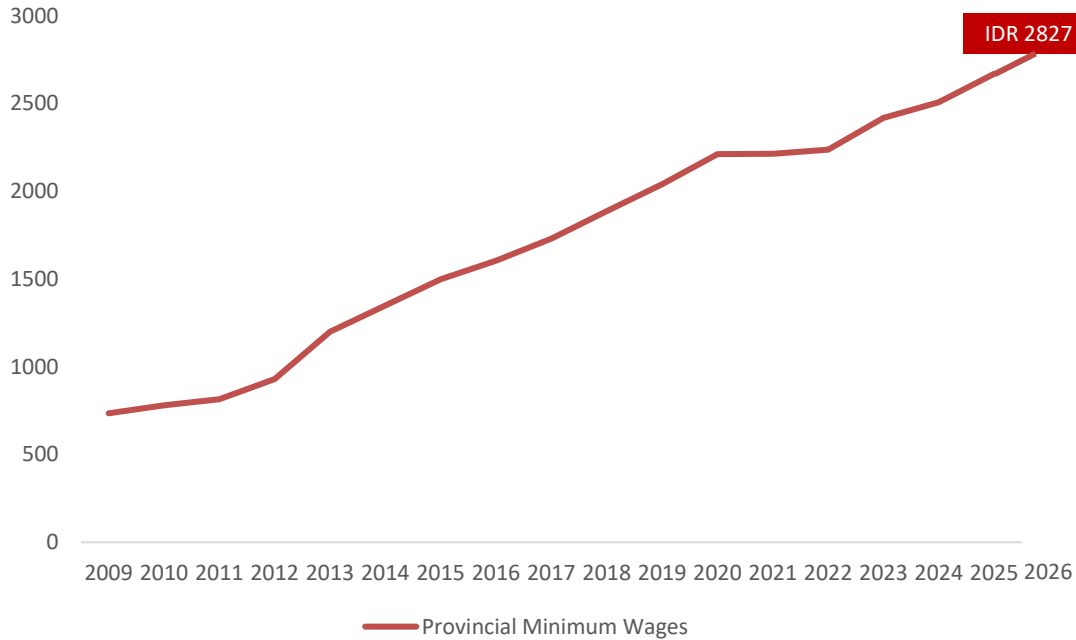


The population structure was dominated by productive age, with the majority of

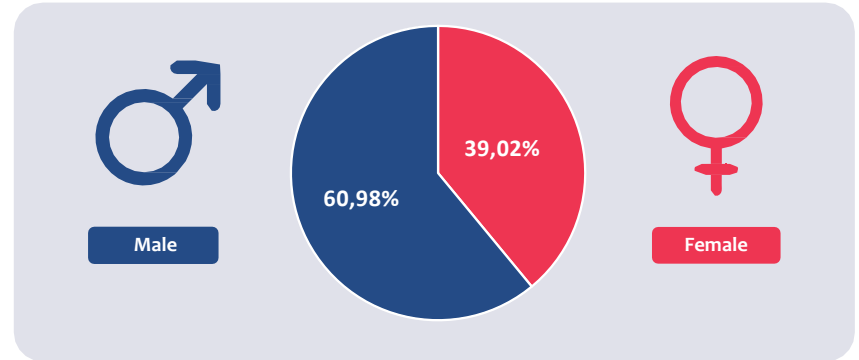
20-29 years old

Bengkulu has a competitive Minimum Wage compared to other Provinces

Provincial Minimum Wage (IDR Million)



Source : Statistics Indonesia (BPS)



Bengkulu has variation in educational level of manpower, dominated by **Male Manpower**

Minimum wage was **IDR2,827,250** in 2026 (equivalent to USD 167.43)* per month

**BI transaction average exchange rate on March 01, 2026

Bengkulu's Economic and Investment Potential Advantages

ECONOMIC GROWING

- High economic resilience
- Structural reform: DPM-PTSP (Investment and Integrated One-Stop Licensing Service), governance improvement



HUGE AND SOPHISTICATED MARKET

- Low extent of unemployment
- High extent of Human Development Index
- The ease of online licensing
- Availability of investment information data map which contain a list of investment in various sectors

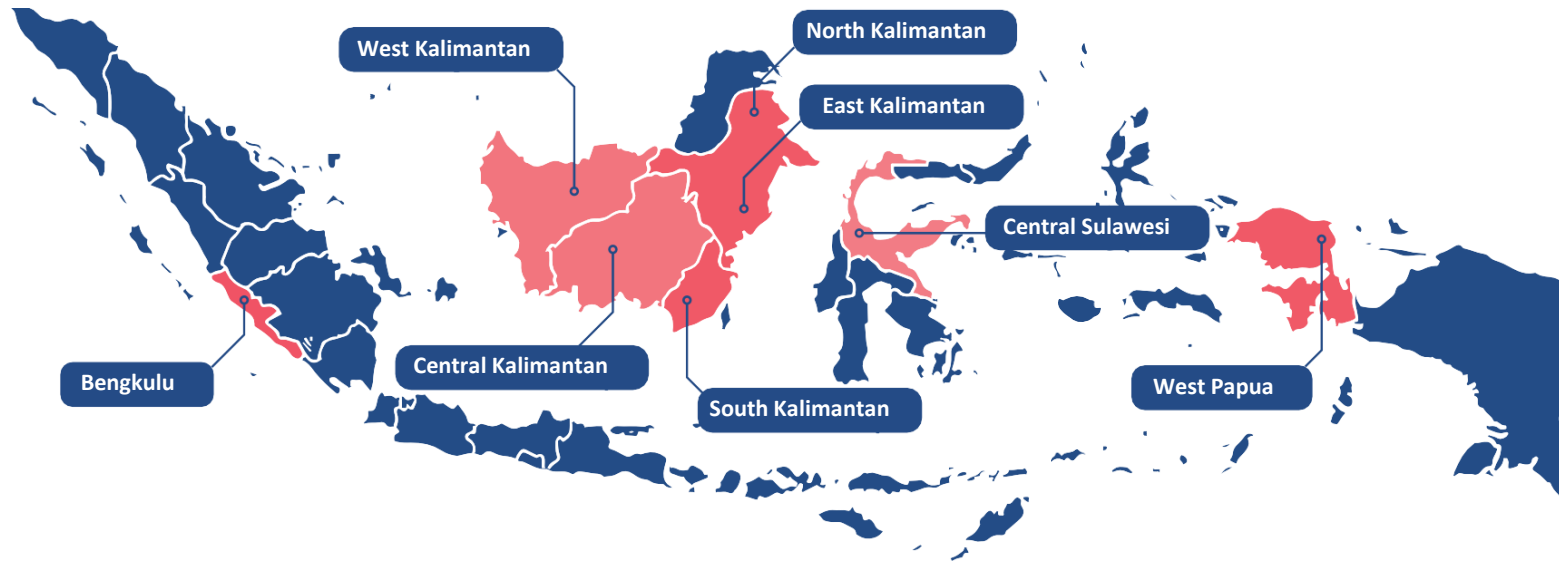


BUSINESS FRIENDLY INFRASTRUCTURE

- Qualified land, sea, and air infrastructure for the traffic of people and goods, from and to Bengkulu
- High electrification ratio
- Proper spatial planning and legal certainty for investors



Bengkulu's Electricity



Bengkulu is one of eight provinces in Indonesia, and also the only province in Sumatera that has excess power

Province	Amount of Unit	Total Capacity (MW)	Net Capability (MW)	Power Supply Capability in The Last 1 Year
Bengkulu	1	2	2	2
West Kalimantan	5	16,4	12,4	12,4
South Kalimantan	2	55	55	55
Central Kalimantan	5	9	9	9
East Kalimantan	7	69	63	63
North Kalimantan	3	13,5	13,5	13,5
Central Sulawesi	1	5	3,6	3,6
West Papua	5	55	54,8	54,8

The Ease of Doing Business to Support Economic Recovery



Bengkulu's economic growth has begun to show signs of recovery



Investment realization and business licensing in Bengkulu recorded **65,611 business identification number** registered through the **OSS system** in January–December 2025.



Continues training and knowledge sharing sessions for micro and medium enterprises in 2025



Social assistance totalling **45,89 Billion** in 2024 for vulnerable and targeted groups

Our efforts in easing processes to obtain **development permits**

Cepek Dapek (Get it Faster) Program for Fishery Industry in Pulau Baai Area

Before

Requirements

13

Process Duration

11 days

After

Requirements

6

Process Duration

2 days

Tourism in Bengkulu



Soekarno's Exile House

Soekarno's Exile House is the place where the First Indonesian President Soekarno spent his exile period as a political prisoner (1938-1942) during the Dutch colonial government. Historically, this house with an area of about 165 m² with a blend of European and Chinese architecture was built by Tjang Tjeng Kwai who at that time worked as a distributor of staples for the needs of the Dutch colonial government in Bengkulu, in 1918.



Enggano Island

The Hidden Paradise, Pulau Enggano (Enggano Island) is located on the outer island of Sumatera, facing directly with Indian Ocean. Called as Strategic Zone of National Tourism since 2011, Enggano is indeed the definition of pure beauty. Natural areas that conserves the environment lined up such as Mangrove, Rain forest with exotic birds and Blue lagoon.



Panjang Beach

Panjang Beach is a popular tourist destination in Bengkulu City. This beach has clear water and fine white sand that stretches for seven kilometers. The location of Panjang Beach is very strategic, making it always crowded with tourists. If from the center of Bengkulu City, it only takes about 15 minutes with a distance of about three kilometers to get to this beach.



Fort Marlborough

Marlborough Fort was founded by the East India Company (EIC) in 1713-1719. The fort is named Fort Marlborough in memory of a British military commander named John Churchill who is known as "The First Duke of Marlborough". Through the Decree of the Minister of Culture and Tourism No: KM.10/PW.007/MKP/2004 of 2004, the government made Fort Marlborough as a Cultural Conservation Object, Site, or Area.



Rafflesia Arnoldi Flower

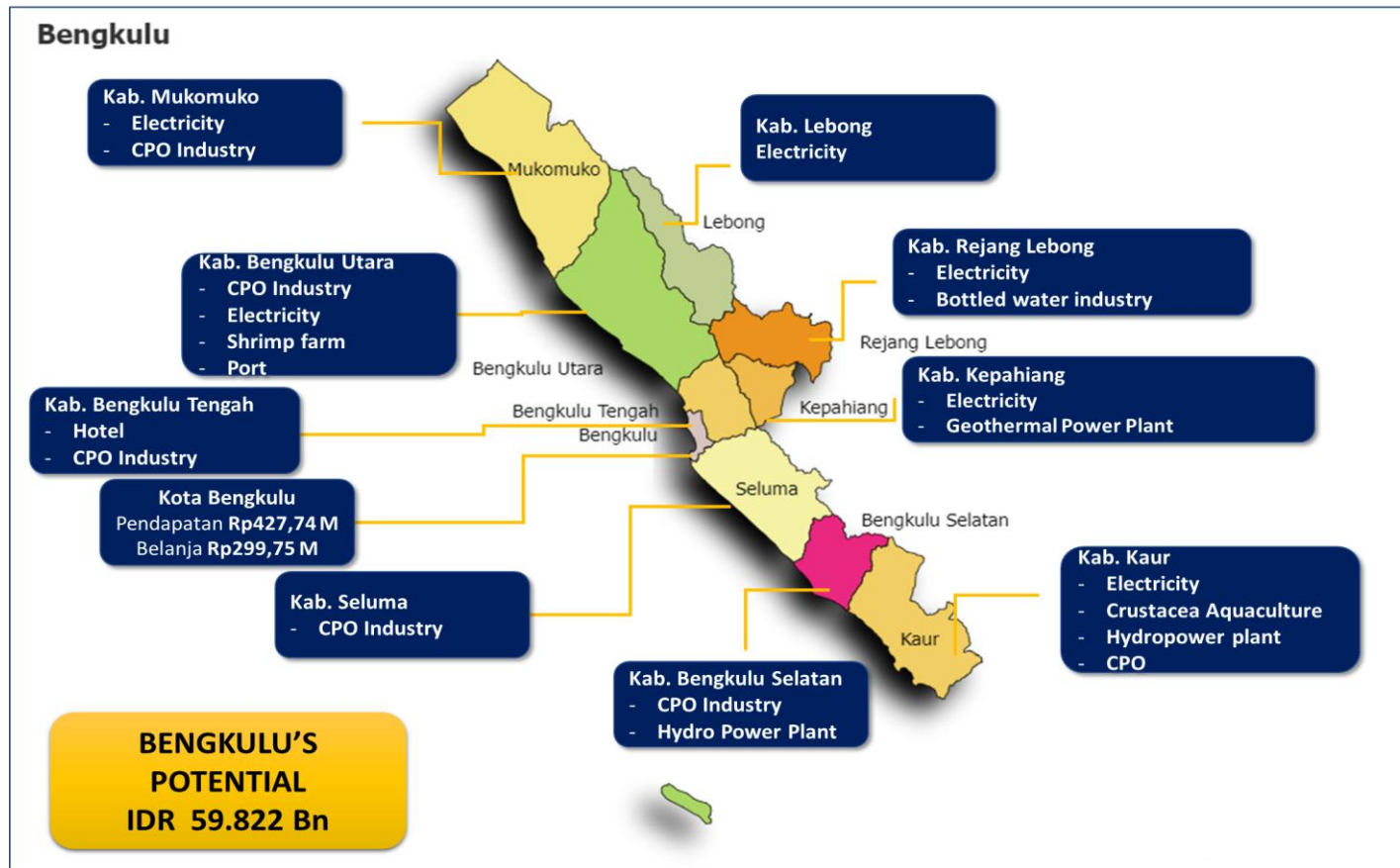
In Indonesia, *Rafflesia Arnoldii* is one of the three national flowers, the other two are the white jasmine and moon orchid. It was officially recognized as a national endemic flower. This plant is an endemic plant in Sumatra, particularly in the southern part like Bengkulu. Kerinci Seblat National Park is an area of major conservation of this species.



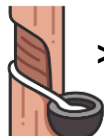
Belitar Seberang Tourism Village

Belitar Seberang Tourism Village located in Rejang Lebong, South Sumatra is home to unique natural waterfalls with hot and cold streams. The main tourist attractions are the Tri Sakti Waterfall and Puspa Dewi Waterfall. In 2022, this village was awarded the best 50 tourism village in Indonesia Tourism Village Award (ADWI) 2022.

UNLOCK OPPORTUNITIES IN AGRIBUSINESS, INDUSTRY, AND LOGISTICS



> 200.000 Ha
Palm Oil



> 100.000 Ha
Rubber



> 90.000 Ha
Coffee

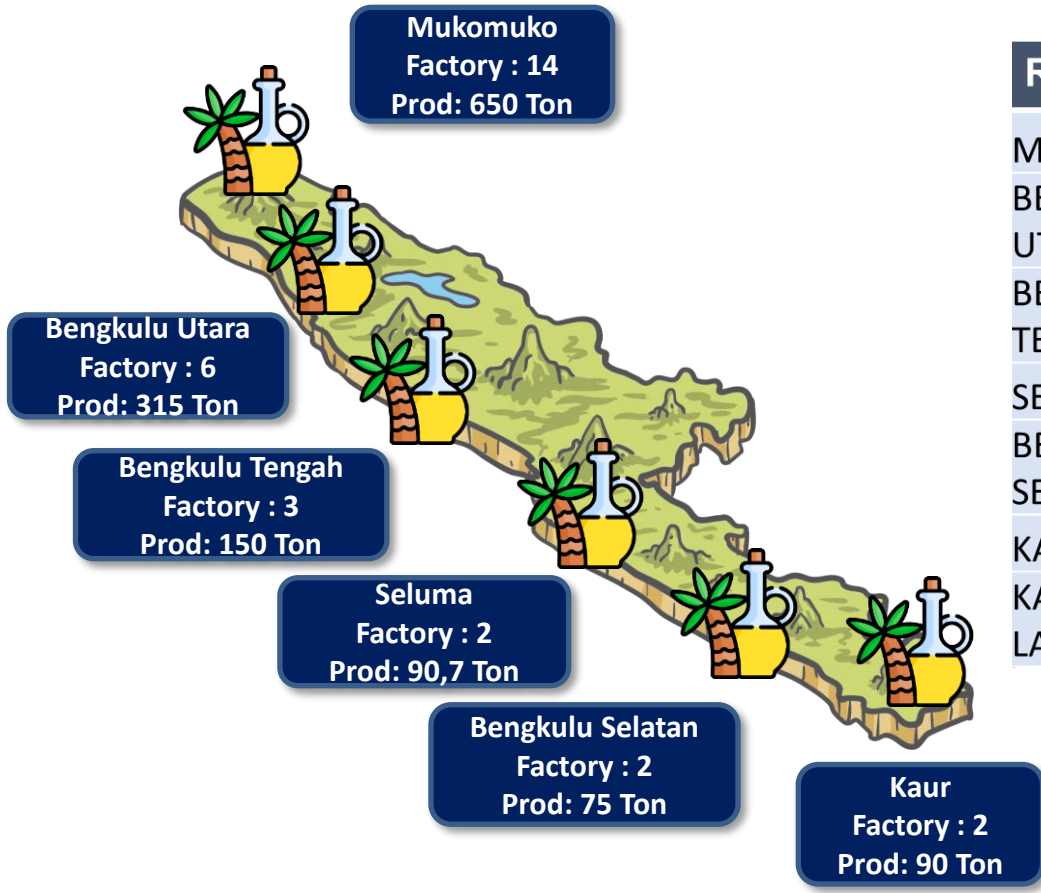


Expanding
Horticulture



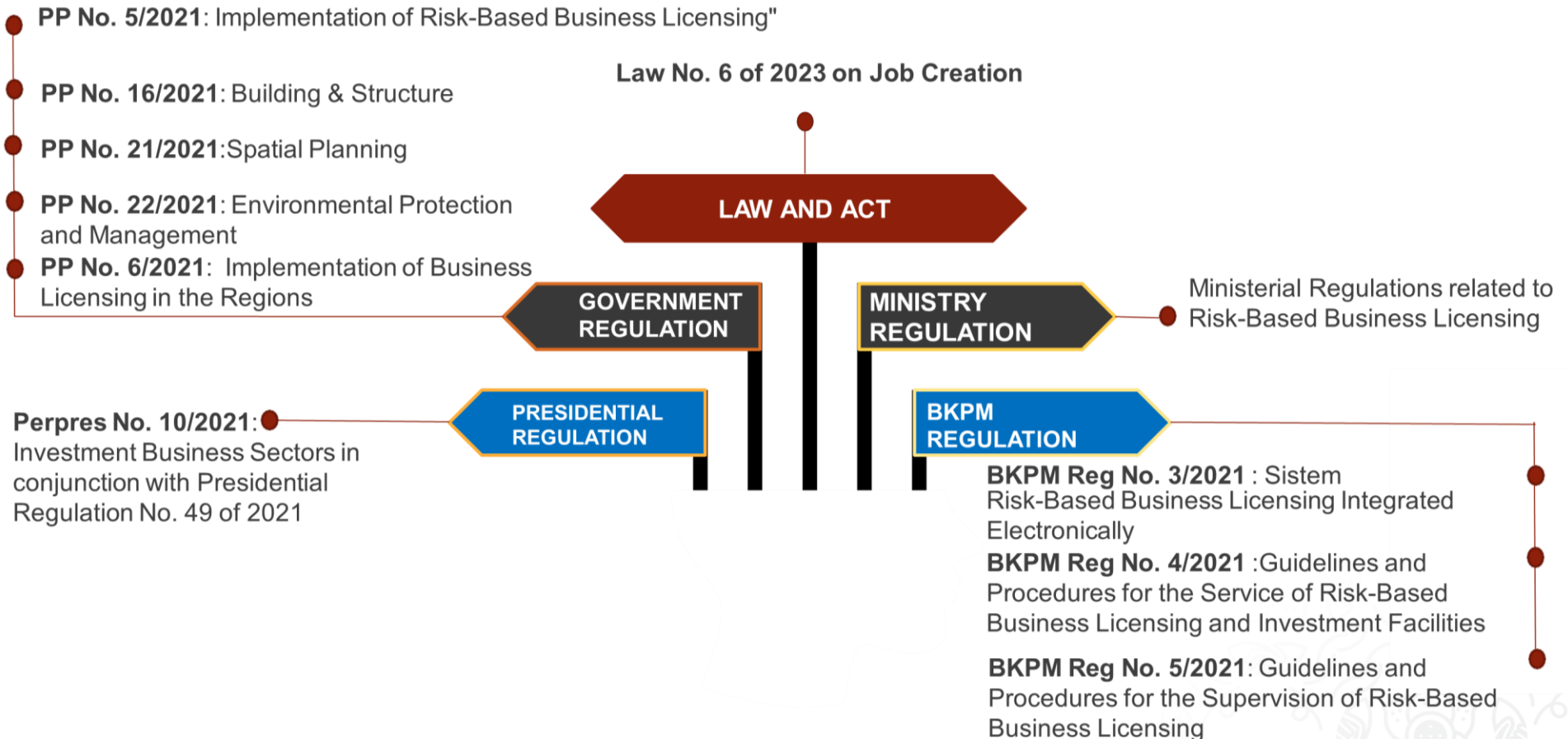
525 km
coastline
Fisheries

Unlocking CPO Potential



Region	PBS	Area (Ha)	Prod (Ton)
MUKOMUKO	17	102.657	508.416
BENGKULU UTARA	20	41.543	98.444
BENGKULU TENGAH	9	11.387	27.152
SELUMA	9	31.598	69.705
BENGKULU SELATAN	4	15.054	39.704
KAUR	6	8.901	19.575
KABUPATEN LAINNYA	-	1.175	1.418

Regulatory Support: Act and Statute



Investor's interest for Bengkulu's Infrastructure and Green energy potential accelerated rapidly

Wind Power Plant Development Project



Seaport Infrastructure Development



Promotion Strategy to Attract New Investments and Strengthen Bengkulu Competitiveness

Bencoolen Regional Investment and Economic Forum 2025



Bilateral Meeting with Consulate General of India



Promotion Strategy to Attract New Investments and Strengthen Bengkulu Competitiveness

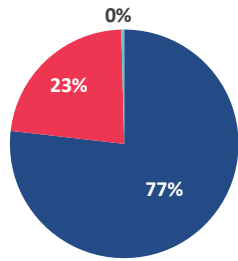
Bencoolen Investment Gathering 2026



Bencoolen Investment Challenge (BLINC) 3.0 2026



Bengkulu's Potential Industry



- Smallholder Plantation
- Private Large Plantation
- State Plantation

1 Crude Palm Oil (CPO)

Crude Palm Oil is one of Bengkulu's main commodities that play role in the growth of Gross Regional Domestic Product (GRDP). The Smallholder CPO plantation has the largest portion in Bengkulu with area of 208,158 ha and total production of 735,766 ton.

Coal Total Potential

Total 292,798,192 Ton



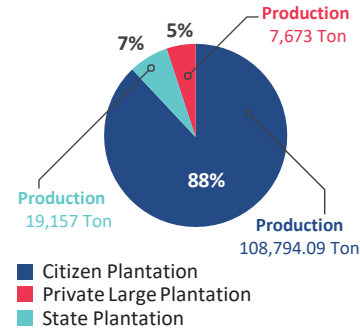
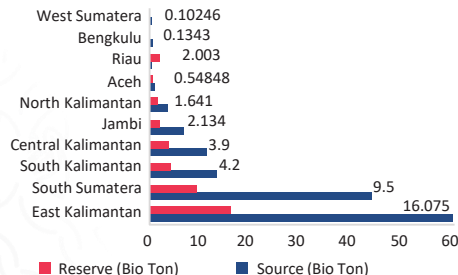
2 Coal

Coal Reserve

Bengkulu is one of the 10 provinces with the largest coal reserves in Indonesia (134.3 Mio Ton)

Coal Production

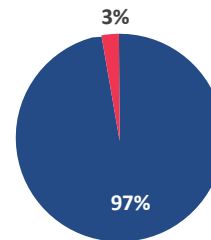
Coal production in Bengkulu is categorized as high with total production 3,273,273 Ton in 2020



- Citizen Plantation
- Private Large Plantation
- State Plantation

3 Rubber

Rubber industry also has big potential considering extensive rubber plantation land in Bengkulu and its abundant production. The largest rubber plantation is Citizen Plantation type (107,441 Ha) with total production 108,794 Ton.



- Marine Fisheries
- Inland Open Water Fisheries

4 Fisheries

Shrimp Production

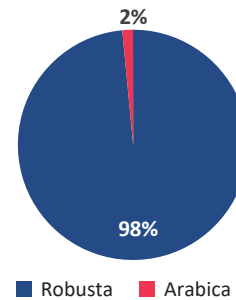
Shrimp is the fishery commodity with the largest production value in Bengkulu Province

Production 14.275 Ton

Production Value 874.7 Billions

34% of Total Fisheries Production Value

5 Coffee



- Robusta
- Arabica

Coffee is one of Bengkulu's main commodities that play role in the growth of Gross Regional Domestic Product. **Robusta Coffee has the largest portion in Bengkulu with area of 85,920 ha and total production of 60,801 ton**

Access & Geographic



7 Direct Flight Schedules per Day



1 Hour From Jakarta



Ticket Price Start From
Rp 974.000



Fatmawati Soekarno Airport is an airport in Bengkulu, a city in the Bengkulu Province of Indonesia. It is named after Fatmawati Soekarno (1923-1980) the First Lady of Indonesia, who was born in Bengkulu, married to Soekarno, the first President of Indonesia. The distance from the city to this airport is 14 km.

In February 2026, flight activity reached 560 movements, accompanied by passenger traffic of 47,950 people.



This page is intentionally left blank



Regional Development Plan



To achieve Bengkulu's sustainable growth, some of regional strategic projects have been planned by Provincial Government of Bengkulu

Infrastructure Support




Export Connectivity Support

Basic Service Infrastructure



Public access to basic service infrastructure

Tourism Potential



The potential of tourism sector

Top Commodity Downstream



Downstream development of top commodities

National Strategic Area




Priority areas and national strategic areas to spur regional economic growth

Bengkulu Potential Projects have developed in order to support connectivity and economic growth

MAIN REGIONAL STRATEGIC INFRASTRUCTURES



Export Connectivity Support



Basic Service Infrastructure



Top Commodity Downstream

STRATEGIC PROJECTS

1. Coal Port at North Bengkulu
2. Railway construction of the Pulau Baai – Kota Padang
3. Outer ring road construction from Nakau – Air Sebakul
4. Manna – South Sumatra Boundary Road Preservation
5. Trans Enggano Road Construction Phase II

1. Construction of Fort Kobema Regional Drinking Water Supply System Phase II

1. Construction of the Archipelago Fishing Port in Seluma Regency
2. Digital Coffee Shop Development
3. Development of palm oil and rubber processing factories

Infrastructure Development to Support High and Sustainable Growth



Road Repairment

- 1. Manna Street –South Sumatera provincial boundary – South Bengkulu Road Preservation**
Budget: Rp 1,850,000,000
Progress: N/A
Target: N/A
- 2. Mayor Nakau-Sebakul-Pagar Dewa-Betungan-Pd. Serai Road Preservation**
Budget: Rp 910,277,000
Progress: N/A
Target: N/A
- 3. West Sumatera – Ipuh Road Preservation**
Budget: Rp 1,186,593,000
Progress: N/A
Target: N/A
- 4. Kerkap – Sp Nakau Road Preservation**
Budget: Rp 11,865,593,000
Progress: N/A
Target: N/A



2 Toll Roads

- 1. Taba Penanjung – Kepahiang** **Budget:** Rp 23,000,000,000,000 **Progress:** Land acquisition stage has been completed Will be continue to development preparation stage 2 **Target:** Stage 1 has been completed
- 2. Kepahiang – Lubuk Linggau**
Budget: N/A
Progress: Land acquisition is still ongoing, the latest mediation between Bengkulu provincial government and the Lubuk Linggau city government has been carried out.
Target: N/A



Port

- 1. Kahyapu Port Development**
Budget: Rp 21,000,000,000
Progress: Operation started at July 7th 2021 As of May 2022, Kahyapu port is currently going through the process of casting and reconstructing steel supports
Target: 2025
- 2. Malakoni Port Dock Rehabilitation at Enggano Island**
Budget: Rp 20,000,000,000
Progress: optimization and rehabilitation on the land side
Target: 2025
- 3. Pulau Baai Port**
Budget: Rp 1
Progress: in progress revitalization and industrial zone development
Target: 2030



Transportation

- 1. Pulau Baai – Lubuk Linggau Railway**
Budget: Rp 850,000,000
Progress: N/A
Target: 2030

Our Vision for Bengkulu

Vision

Bengkulu Maju *Advanced Bengkulu*



Strategic
infrastructure
development

Bengkulu Sejahtera *Prosperous Bengkulu*



Economic
development for
enhance productivity

Bengkulu Hebat *Great Bengkulu*



Improving human
resource quality

Mission

1. Build the economy and infrastructure equally and equitably to achieve quality and inclusive growth;
2. Realizing sustainable and beneficial management of Natural Resources and the Environment as much as possible for welfare;
3. Strengthening government institutions, realizing a clean bureaucracy, effective and professional as well as the transformation of public services;
4. Building quality, competitive, cultured, tolerant and religious Human Resources;
5. Strengthening the Empowerment and Protection of Women and Children and Disability Groups in an integrated manner.

Development Priorities

1. Acceleration of Poverty Reduction and Improving the Quality of Competitive Human Resources;
2. Resilient and Sustainable Infrastructure Development and Connectivity Expansion for Equity;
3. Strengthening Resilience and Economic Transformation
4. Innovation and Governance
5. Natural Bengkulu (Integrative and Competitive Tourism Development) and Creative Economy

Pulau Baai Port is an ocean port serving as the western gateway of Sumatra

This revitalization plan will boost Bengkulu's role as a key ocean port, expanding its reach to South Sumatra for key commodities like CPO and Coal. With South Sumatra's ports nearing capacity, Pelabuhan Pulau Baai is poised to meet growing demand. The provincial government's plan to turn the port area into an industrial zone further strengthens its strategic value. This project is supported with the Bengkulu-Tanjung Enim Highway Plan.

The flow of goods for distribution will not be limited to the local Bengkulu area, but will extend to a broader market, creating new opportunities for regional and international trade.

The allocation of supporting areas for the industrial zone

Industry Zone
(63%)

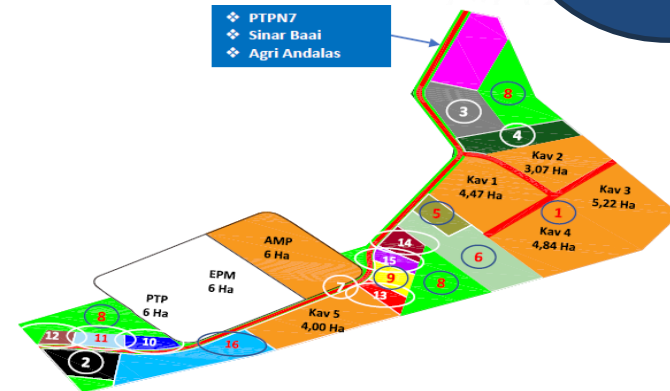
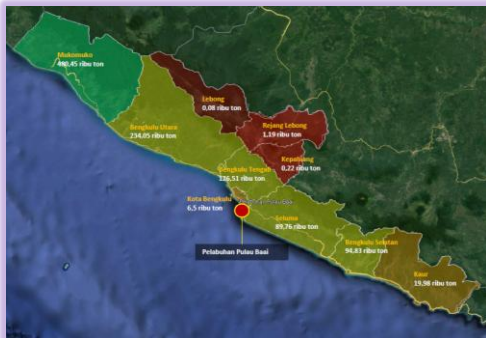
Logistics Zone
(7%)

Drainase
(6%)

Green Open Space
(14%)

Basic Infrastructure
(10%)

**TOTAL:
75 Ha**





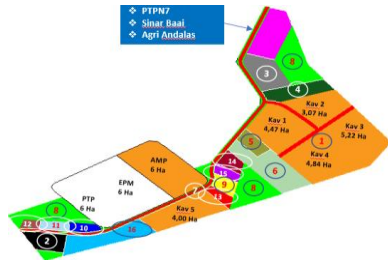
This page is intentionally left blank



Bengkulu Investment Projects



Pulau Baai Industrial Zone



Manufacture and Industrial Project

Key Investment Highlight

Location	: Pulau Baai Port, Bengkulu City
Estimated Investment Value	: USD 23.16 Million /IDR 359,16 Billion
Total Area	: 78,56 Ha
Business Scheme	: Fares (Lease, utility and Logistic Services)
Project Owner	: PT Pelabuhan Indonesia (Pelindo)
Financial Feasibility	: Concession Period: 30 years Income: IDR 20,71. Billion / year NPV: Rp87,09 Billion Payback Period: 15.77 years IRR : 14,09

Project Description

The development of the Industrial Estate on Baai Island, Bengkulu City, has assets in the form of 1,180.42 hectares of HPL land. However, only around 324.21 hectares will be used for ports and cooperation plans with other parties (such as PLTU, cement factories, coal storage areas, fuel terminals, docks, and CPO storage tanks). In addition, there are still other zoning lots that can be used for other industries. The development plan for this Industrial Estate is an asset utilization project proposed by the Bengkulu Pelindo Branch to encourage economic growth and create job opportunities in Bengkulu Province.

The expected dual effect of the Baai Island Port is an increase in cargo activity. The development of the Industrial Estate provides convenience for business actors and accelerates the distribution of industrial goods inclusively. The feasibility study for the Baai Island Industrial Estate was carried out in July 2022

Project Owner Profile

PT Pelabuhan Indonesia (Persero) Regional 2 Bengkulu or PELINDO was began to built and operated since 1984. PELINDO was established based on Government Regulation PP 101 of 2021 about Merger Pelindo I,III and IV to PT Pelabuhan Indonesia II (Persero) to be PT Pelabuhan Indonesia (Persero) or PELINDO on 1st October 2021 and managed all over ports in Indonesia.

Contact Person

Name	: 1. Cecep Taswandi; 2. Jeri Ardi; 3. Febri Prabowo
Occupation	: 1. Deputy of General Manager ; 2. Commercial Manager ; 3. Commercial Supervisor
Phone	: 1. 08179905753 ; 2. 081313443366 ; 3. 08366543310

South Bengkulu Fish Food Factory



Project Description

The development of inland fisheries business has an average production increase every year, therefore feed is needed as one of important input component. South Bengkulu Regency has adequate resources to make fish feed.

- Land owned by BBI, South Bengkulu Regency
- Water supply comes from shallow water wells and PDAM
- Raw materials is available and always ready
- Electricity supply is available and at surplus point of 45 MW
- Production Capacity 5 tons/hour or 40 tons/day (one day 8 hours of operation)

Project Owner Profile

Government, South Bengkulu Regency

Marine Project

Key Investment Highlight

Location	:	Fish Feed Centre, Seginim District
Estimated Investment Value	:	USD 1.47 Million/IDR 24,17 Billion
Total Area	:	5.286 m ²
Business Scheme	:	Land Rent - Negotiable
Project Owner	:	Government South Bengkulu Regency
Financial Feasibility :		Concession Period: 10 years
		Income: IDR 20,71. Billion / year
		NPV: Rp20,7 Billion / USD 1,26 M
		Payback Period: 5 years IRR : 21,68%

Contact Person

Name:	:	Santono
Occupation	:	Head of Fishery and Marine Affair of Bengkulu Selatan
Phone	:	+62 813 6713 8705

Marine Aqua Culture : Vannamei Shrimp



Project Description

Vannamei shrimp, also known as Pacific white shrimp, are widely cultivated due to their fast growth rate, high market demand, and adaptability to various aquaculture systems. In North Bengkulu Regency, there are 2,452 hectares potential land that owned by The Government which can be used to develop marine aquaculture. Nowadays, there are only 150 hectares has been used for marine cultivation (shrimp ponds, milkfish, etc). There are still 2,000 hectares or more that have not been managed so there is still a big opportunity for developing this investment.

Several factors contribute to Bengkulu's potential for vannamei shrimp aquaculture :

1. Bengkulu typically has a tropical climate with warm temperatures and abundant sunlight, which are favorable for shrimp farming.
2. Bengkulu has a significant coastline, providing ample opportunities for setting up shrimp farms near the sea.
3. Vannamei shrimp are popular in both domestic and international markets

Project Owner Profile

North Bengkulu Investment and One-Stop Integrated Services Agency

Marine Project

Key Investment Highlight

Location	: West Coast Beach Bengkulu Utara
Estimated Investment Value	: USD 28,39 Million USD/IDR 463,4 Billion
Total Area/Land Status	: 100 Hectare / Owned by government
Business Scheme	: Land Rent - Negotiable
Project Owner	: Government, North Bengkulu Regency
Financial Feasibility	: Annual Revenue : IDR 281,5 B / USD 17,14 M RoR : 11,07% of IRR NPV: IDR 88,161 Billion / USD 5,36 M Payback Period: 5,87 Years

Contact Person

Name:	: Edwin
Occupation	: Government (DPMPTSP)
Phone	: +62 852 6805 4774

Development of Palak Siring Tourism



Project Description

Palak Siring Tourism Area is a nature-based tourism destination within Sumatra's tropical rainforest ecosystem, featuring a 30-meter waterfall and historic Dutch-era stairs. Located about 1.5 hours from Bengkulu City, it is already a popular tourist destination, especially during holidays.

The area offers diverse attractions including waterfalls, rivers, rainforest landscapes, rice fields, and rare flowers such as Rafflesia. Planned developments include improved facilities (toilets, prayer rooms, parking areas, viewing towers, gazebos) and new attractions such as tubing, rafting, gondolas, camping areas, and aesthetic homestays.

Supported by local tour guides and MSME souvenir businesses, Palak Siring has strong potential to grow as an integrated eco-tourism destination.

Project Owner Profile

North Bengkulu Investment and One-Stop Integrated Services Agency

Marine Project

Key Investment Highlight

Location	: Desa Kemumu, Bengkulu Utara
Estimated Investment Value	: USD 4,21 Million USD/IDR 70,8 Billion
Total Area/Land Status	: 140,2 Ha / Owned by Government
Business Scheme	: Land Rent - Negotiable
Project Owner	: Government, North Bengkulu Regency
Financial Feasibility	: IRR : 12,6% NPV: IDR 197,8 billion Payback Period: 2 Years

Contact Person

Name:	: Edwin
Occupation	: Government (DPMPTSP)
Phone	: +62 852 6805 4774



Project Description

Techno Park Pondok Pusaka is a strategic project developed by the Kaur Regency Government to create an industrial hub for processing the region's leading commodities. The main focus is processing cassava into tapioca or mocaf (modified cassava flour) and developing coconut-based products such as coconut oil and copra. The area previously produced high-quality mocaf flour that attracted interest from the cosmetics industry, opening opportunities beyond food products. With around 30,000 hectares of coconut plantations in Kaur Regency, the project aims to increase local economic value, strengthen regional industry, and create sustainable jobs.

Currently, 30 hectares of land are ready for development into an industrial processing zone, supported by government investment facilitation, incentives, and streamlined licensing

Project Owner Profile

The Regional Development Planning Agency (Bapperida) of Kaur Regency acts as the main planning, coordinating, and managing institution in the development of the Pondok Pusaka Techno Park. Bapperida ensures that the techno park aligns with the regional development strategy based on industry, innovation, and local potential.

Industrial Estate Project

Key Investment Highlight

Location	: Techno Park Pondok Pusaka, Padang Kempas, Kaur
Estimated Investment Value	: USD 1,08 Million/IDR 18,7 Billion
Total Area/Land Status	: 30 Hectare / Owned by Kaur government
Business Scheme	: Land Rent
Project Owner	: Kaur Regency Government
Financial Feasibility	: IRR : 16,158% NPV: IDR 9,61 billion Payback Period: 10 Years

Contact Person

Name:	: Gusmidiansyah
Occupation	: Government (Bapperida)
Phone	: +62 81266677340

Dendam Tak Sudah Lake Project

Tourism



Project Description

Danau Dendam Tak Sudah is located about 10–15 minutes from Bengkulu’s city center, covering around 557 acres with a water surface of 67 hectares. Originally designated as a conservation area by the Dutch in 1936 due to its rich biodiversity, it has now been reclassified as a Nature Tourism Park to support tourism development. The lake hosts diverse flora and fauna, including rare pencil orchids, Venus flytraps, various fish and birds, crocodiles, and primates. It also functions as a swamp forest catchment area and an irrigation source for hundreds of hectares of nearby rice fields. Known for its beautiful sunrise views with lotus flowers on the calm water, the lake is also a place where locals gather for morning coffee in a tradition called neron. With its natural beauty and accessibility, the lake has strong potential for tourism activities such as boating, fishing, water sports, and lakeside hospitality.

Project Owner Profile

This agency plays a role in formulating policies, managing tourist destinations, developing a tourism-based creative economy, promoting regional tourism potential, and strengthening the capacity of tourism industry players.

Key Investment Highlight

Location	: Singgaran Pati, Bengkulu City
Estimated Investment Value	: 400 Million USD for 1st Stage (80 Mwe) : and : 200 Million USD for 2nd Stage (40 Mwe)
Total Area/Land Status	: Total area of 557 acres and a surface area of 67 hectares/ Nature Tourism Park
Business Scheme	: Ecotourism & Sport tourism
Project Owner	: Bengkulu Province Tourism Office
Financial Feasibility	: Will be inform

Contact Person

Name:	: MURLIN HANIZAR
Occupation	: Bengkulu Province Tourism Office
Phone	: +62 81366282943



This page is intentionally left blank



Bengkulu MSME Products



Culinary / Food

Keite Crackers



Keite Kaur offers crackers that made from octopus, iconic commodity in Kaur Regency, Bengkulu. This product has unique seafood flavors. The products are varied from balado flavor and original flavors. It's an Export quality product. Keite Kaur is now also available in several stores in Malaysia.



@kerupukkeitekaur.official



+62 821-8291-1099

Sari Aren



Sari Aren offers crystalized palm sugar that made from 100% palm Nira. This products can be used as food or drink additives. The product are varied from original palm sugar, red ginger palm sugar, and various unique flavor with sachet packaging.



@sariaren_official



+62 857-6712-7299



<https://saren.id>

Tuiri Crackers



Tuiri Crackers are made from tenggiri (mackerel) fishbone. there is a lot of mackerel bone waste that has not been widely used. The Producer (PT Jaya Rasa) offer various flavors with affordable price such as original, roasted corn and spicy balado. The Producer (PT Jaya Rasa) is able to serve requests in large parties.



@krupuktuiri.official




+62 822-5229-8572


Culinary / Food

Putri Bengkulu



Putri Bengkulu offers natural “kalamansi” orange extract, orange fruit that can be found only in Bengkulu. This product contains 5% citric acid that can be used as drinks, food additives, cosmetics, and other household needs with various size of bottle packaging. It's containing high vitamin C which is good to maintain your health.

 @kalamansi_putribengkulu

 +62 853-8406-2910

Bermani Coffee



Bermani provides red beans natural robusta coffee with unique taste. They claimed that this product is organic because they use no pesticide during planting time. Their product already won Gold Medal from international award AVPA Paris 2019.

 @bermani_coffee


 +62 812-7812-7912

Lestari Coffee



Lestari Coffee provides red beans natural robusta coffee with unique taste that originated from Sindang Dataran, Rejang Lebong regency. They claimed that this product is organic because they use no pesticide during planting time. The products are varied from roasted beans and coffee powder.

 @lestari.coffee1

 +62 853-8401-5211

Craft and Fashion

Oase Batik



Oase provides batik from Bengkulu called “Batik Besurek” that has Arabic calligraphy without punctuation on it. The ornaments are varied from flowery pattern especially rafflesia until geometric pattern. This Batik is unique and interesting because of its bright color.

 @Oase_gallery

 +62 853-7866-6903

Atiq Batik



Atiq Batik provides modern fashion that made from Batik Besurek. They combined punctuation less Arabic calligraphy with modern design and various color from dark to bright. Atiq Batik has already joined many international exhibition worldwide.

 @Atiq_batik

 +62 812-2012-289

Swarnabumei



Swarnabumei means the golden ocean in Sumatera land. The Philoophy behind the meaning is Kain Besurek as their product having the same value as the gold that originated from Bengkulu. Swarnabumei has a unique and colorful Kain Besurek.

 @Swarnabumei

 +62 812-8174-8635

Craft and Fashion

Fajar Wonk



Fajar wonk provides craft products that made from Lantung originated from Bengkulu Province. Their products are vary from bags, hat, pouch, paintings, and many more. They also usually combine their products with kain besurek. Fajar wonk has already joined many international exhibition worldwide.



@emi_fajar_wonk



+62 857-8830-3209

Matahari Handycraft



Matahari handycraft was built in 2015 as a home industry. We provides jewelry craft from copper and nature stone that is originated from Bengkulu Province. Their products are various from necklace, bracelet, and rings with unique design.



@matahari_handycraft



+62 852-5670-0048

La Terre



LaTerre is a fashion brand founded by Kesuma Pratiwi in Bengkulu. The brand focuses on translating local heritage and coastal landscapes of Bengkulu into modern clothing designs.



@lattereofficial



+62 521 833 5577



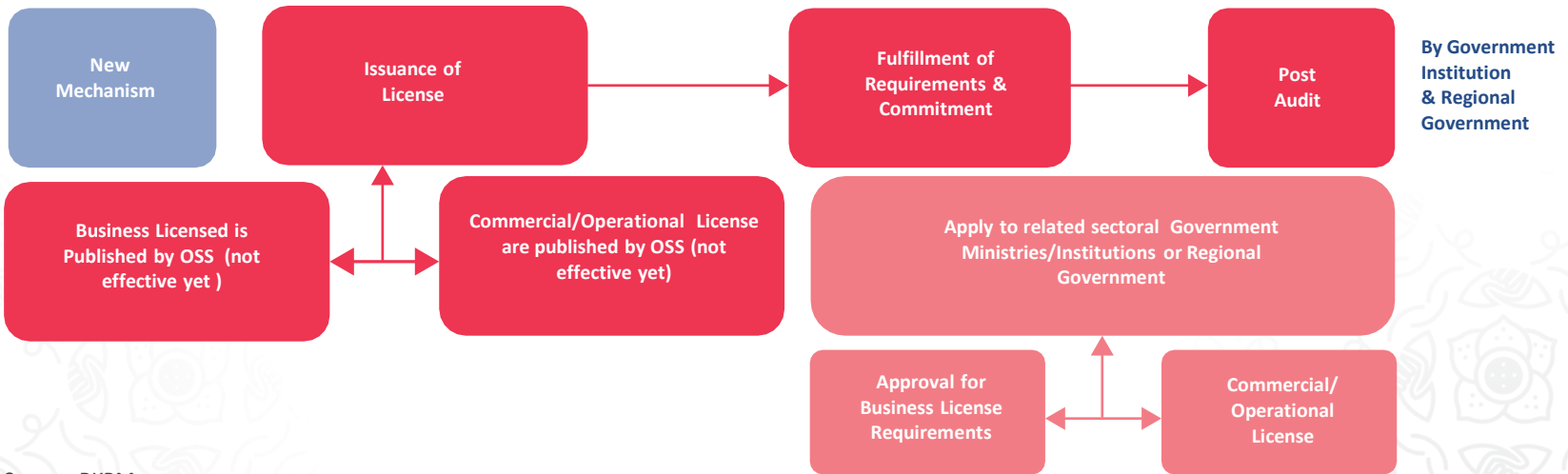
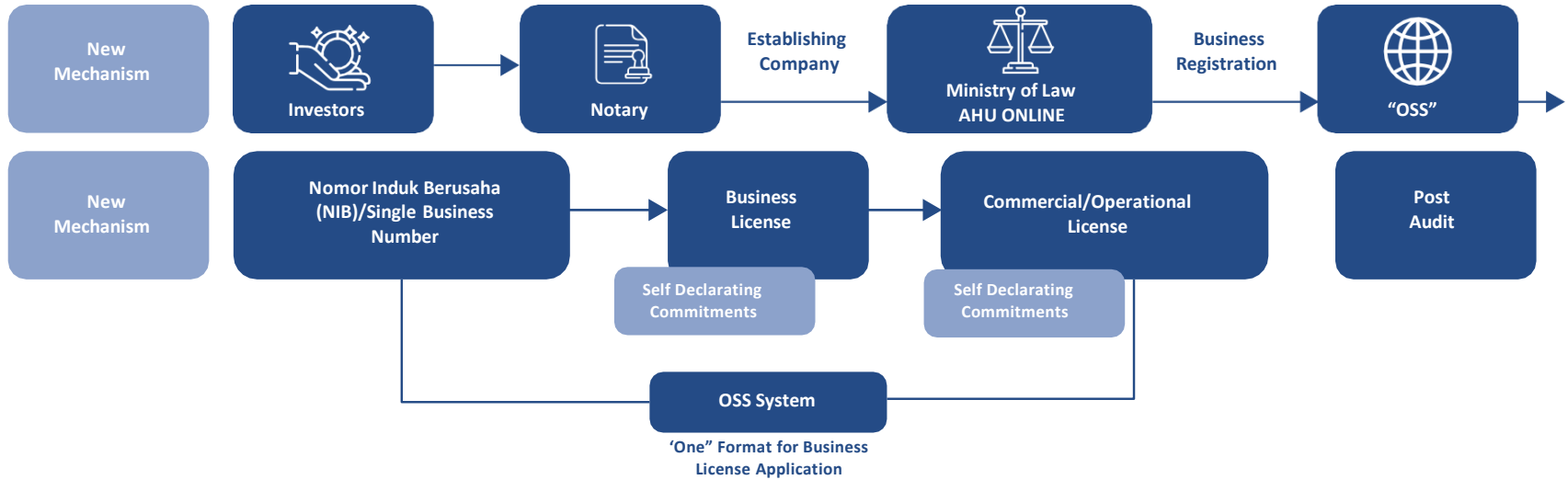
This page is intentionally left blank



Investment Service Guideline



How to Obtain Business License



Source: BKPM



NSWi National
Single Window
for investment



NSWi is an online portal to access information and an application for licensing and non-licensing launched by Indonesia Investment Coordinating Board.

NSWi provides services to the Ministries and Agencies related to investment.



[\(https://nswi.bkpm.go.id/\)](https://nswi.bkpm.go.id/)



The Integrated Licensing Service Smart Application for the Public in the form of a cloud system that can be used by government agencies for FREE. Si CANTIK

Submission (OSS) for business licensing and other services carried out at the One Stop Integrated and Investment Service (DPMPSTP).



<https://siantikui.layanan.go.id/#/login>



**KEMENTERIAN KEUANGAN
REPUBLIK INDONESIA**



Bea Perolehan Hak atas Tanah dan Bangunan (BPHTB) is the acquisition of rights to land and buildings with a tax rate of 5%. The Ministry of Land and Spatial Planning / National Land Agency has made an online service innovation to check the amount of BPHTB in each province.




INSW is an online portal to assist the trading process in Indonesia because it is the National Single Window for all trading processes so that the entire process can be monitored by.



<https://www.insw.go.id>




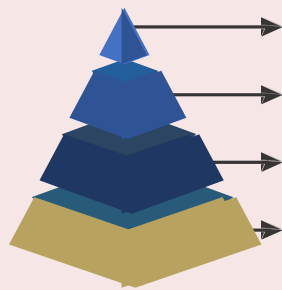

This page is intentionally left blank



Where (What Sector) OMNIBUS LAW?



The Job Creation Omnibus Law

	LABOUR MARKET	MSME	REGULATION
Data & Fact	 <p>Of the total population aged >15 (±209 million people), there are more than 25 million people affected by Covid-19</p> <ul style="list-style-type: none"> Unemployment due to Covid-19 (2.56 million people) Not labor force due to Covid-19 (0.76 million people) Temporarily not working due to Covid-19 (1.77 million people) Work with shorter hours due to Covid-19 (24.03 million people) 	 <ul style="list-style-type: none"> LARGE ENTERPRISE 5,550 UNIT MEDIUM ENTERPRISE 60,702 UNIT SMALL ENTERPRISE 783,132 UNIT MICRO ENTERPRISE 63.5 MILLION UNIT <p>Among the 64.19 million MSEs, 64.13 million are Micro & Small Business, most of which are in the informal sector. So, it needs to be encouraged to transform into formal ones.</p>	 <p>Complicated licensing issues with abundant central & local regulations (hyper-regulations) that regulate the sector, causing disharmony, overlapping, non-operational and sectoral</p>

	JOB CREATION LAW			
Substance	1. IMPROVING INVESTMENT ECOSYSTEM	4. SUPPORTING MSMEs	8. ECONOMIC ZONE	10. GOVERNMENT ADMINISTRATION
	2. BUSINESS LICENSING	5. EASE OF DOING BUSINESS	9. CENTRAL GOVERNMENT INVESTMENT & SPEEDING OF STRATEGIC NATIONAL PROJECT	11. IMPOSITION OF SANCTIONS
	3. LABOR	6. RESEARCH & INNOVATION		
		7. LAND PROCUREMENT		

BENEFIT		
 <p>Encouraging Job Creation and Entrepreneurship through Ease of Doing Business from SMEs and Large Enterprises</p>	 <p>Protecting Workers Rights through Workers Protection</p>	 <p>Benefits for the General Public, Including provision of housing and redistribution</p>

The government ensures that the Job Creation Law can be executed through its implementing regulations



The government has completed 51 implementing regulations consisting of 47 government regulations and 4 residential regulations



The implementing regulations are grouped into 11 regulatory clusters, namely:

- Spatial (4)
- Land and Land Rights (5)
- Environment (1)
- Construction and Housing (6)
- Cooperatives and SMEs (4)
- Investment (6)
- Fiscal (3)
- Employment (4)
- Economic Zone (2)
- Government Goods / Services (1)
- Licensing and Sector Business Activities (15)



Regulations

The ministry immediately makes internal implementation standards or guidelines no later 2 months after the implementing regulations are enacted



Infrastructure and Supporting System

- OSS and Supporting System will be ready for operation in July 2021
- Readiness of Ministries / Agencies and Local Governments in providing networks, tools, and consultations



Public Communication

Ministries / Institutions held intensive socialization in the form of electronic media and leaflets



Human Resources

Training for OSS Operations and Supervisors

PERGUB BENGKULU NO. 13 TAHUN 2022

"DELEGATION OF AUTHORITY FOR THE MANAGEMENT OF RISK- BASED BUSINESS LICENSING AND NON-LICENSING SERVICES"



GOALS :

optimizing the implementation of business licensing in the regions as well as maintaining the quality of risk-based and non-licensing business licensing



TAGLINES :

fast, easy, transparent, sure, simple, affordable, professional and with integrity



The Governor delegates the Implementation of Risk-Based Business Licensing and Non-licensing Services to the Head of DPMTSP.



The arrangement of Small Medium Business Trade (SIUP) with a Company Registration Certificate (TDP) at the District PMPTSP Management Unit for 2-14 days after the document is declared complete and processed online through the Online Single Submission system

Web can be accessed via
<https://dpmptsp.bengkuluprov.go.id/>

The Job Creation Omnibus Law

Omnibus Law (RUU)



Investment Business Licensing
(80 Articles)



Land Permit
(19 Articles)



Government Investment &
National Strategic Project
(19 Articles)



Small Medium Enterprises and
Cooperative
(15 Articles)



Ease of Doing Business
(11 Articles)



Employment
(15 Articles)



Economic Area
(4 Articles)



Supervision and Sanction
(3 Pasal)



Research and Innovation
(1 Pasal)

Economic Transformation

Fundamental Problem

Regulatory Obesity

- Number of central & regional regulations = 43.604

Competitiveness

- The business ecosystem is less conducive
- Inefficient bureaucracy
- High-cost economy

Workforce

- The business ecosystem is less conducive
- Inefficient bureaucracy
- High-cost economy

Licensing & Ease of Doing Business

- Licensing approach
- Complicated and overlapping
- Starting and running business is not easy

Small Medium Enterprises and Cooperative

- Licensing is complicated
- Many do not have a legal entity
- Less protection and facilities

National Economy



Growth



Equity



Resistance



Competitiveness

Indonesia Maju 2045



World's Top 5
Economies



Out from the
Middle-Income Trap



Quality
Workforce



Poverty
Rate 0%



GDP USD
7.4 trillion

Comprehensive Policies in Smoothing the Economy

STABILIZING CONSUMPTION

- Accelerating and strengthening the social safety net spending for poor and vulnerable groups (e.g., food subsidy, cash transfer, pre-employment card, electricity bills discount)
- Expanding the consumption-related stimulus with focus on middle income class (tourism, transport, etc)




MAINTAINING INVESTMENT FLOW

- Tax incentives
- Custom and excise incentives
- Relaxing the regulation for credit and financing for MSME businesses
- Interest subsidies for MSME loan/ financing



BOLSTERING TRADE ACTIVITIES

- Tax incentives
- Custom and excise incentives
- Relaxing the restrictions of exported/imported goods
Streamlining the administration process of export import for reputable traders
- Improving and accelerating the National Logistic System





This page is intentionally left blank



One Stop Integrated and Investment Service





One Stop Integrated Services (PTSP)

Based on Governor Regulations Number 48 of 2016 concerning Positions, Organizational Structure, Duties and Functions as well as Work Procedure of the Bengkulu Province One Stop Integrated Service and Investment Service which is a derivative of Law of the Republic of Indonesia number 23 of 2014 concerning Regional Government and Government Regulation number 18 of 2016 concerning Regional Apparatus which has the main task of carrying out the preparation and implementation of regional policies in the field of investment and one stop integrated services

Function of DPMP TSP :

- 1 Formulation of technical policies in the field of regional investment
- 2 Implementation of technical policies in the investment sector
- 3 Implementation of one stop regional integrated services
- 4 Formulation of programs in the field of investment and integrated one-stop regional services in accordance with Regional Strategic Plan (RPJMD)
- 5 Technical guidance in the field of investment and one stop regional integrated services
- 6 Development of functional group positions
- 7 Implementation of technical evaluation and reporting in the field of investment and one stop integrated services
- 8 Implementation of service administration and implementation of other tasks assigned by the governor




SISUKMO



An Online Community Satisfaction Survey Service for the performance of licensing services that have been provided by the Bengkulu Province PMPTSP Service.

SIPANSE



The Electronic Licensing Service System Application (SIPANSE) is an online licensing application that aims to make it easier for business actors or individuals to take care of the desired licensing, without the need to come directly to the PM-PTSP Office.

CEPEK DAPEK



This program is given to fishery business actors to ease the process of obtaining administrative permits by simplifying and accelerating licensing from the Bengkulu Provincial government.

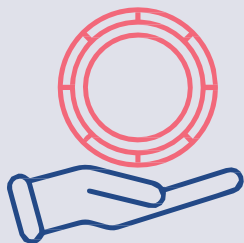


This page is intentionally left blank



Investment Incentive





INVESTMENT
INCENTIVES



NEW TAX HOLIDAY
POLICY



INVESTMENT INCENTIVES NEW TAX HOLIDAY POLICY

	TAX HOLIDAY MoF Regulation No.150 of 2018	MINI TAX HOLIDAY MoF Regulation No.150 of 2018
Income Tax Reduction Rate	Minimum investment of 500^{bn} Rupiah Applied to 18 industry groups	Minimum investment of 100 to <500^{bn} Rupiah
Concession Period	100% Reduction Rate (single rate)	50% Reduction Rate (single rate)
	5 Year Concession Period	5 Year Concession Period
	50% CIT Reduction for the next 2 years	25% CIT Reduction for the next 2 years
	General Criteria	How to Apply
	<ol style="list-style-type: none"> 1. The taxpayer (company) is incorporated in Indonesia 2. Fulfill Debt Equity Ratio for income tax purposes as stipulated on MoF Regulation No.150/2018 3. Has never had its tax holiday application granted or rejected by the MoF 4. Obtain a tax clearance certificate (SKF) issued by DGT 	<ol style="list-style-type: none"> 1. Through OSS 2. Along with taxpayer's application for New Business License (NIB) to BKPM 3. Applying within 1 year after the NIB is issued by BKPM



GOVERNOR REGULATION NUMBER 36 OF 2021 CONCERNING INCENTIVES AND EASE OF ACCESS FOR INVESTMENT IN BENGKULU

Type of Enterprises that eligible To obtain incentives and facilities



Micro, small, medium
enterprises and cooperatives



Enterprise with
partnership requirement



Enterprise with capital
ownership requirement



Enterprise with specific
location requirement



Enterprise with special
permission requirement



Open enterprise in terms
of investment that
prioritize regional advantages



Enterprise that have obtained
investment facilities from
Central dan local government



Other enterprise in
accordance with the
provisions of the legislation

Partnerships in Investment Between Large Enterprises and MSMEs



Law No. 11 of 2020, Article 90

The Central and Regional Governments, in accordance with their respective authorities are required to facilitate, support, and stimulate partnership activities between Medium and Large Enterprises with cooperatives & MSMEs aim to improve their business competencies and business levels.

Government Regulation (PP) No. 7 of 2021, Article 118

The Central and Regional Governments play a key role in fostering partnerships between large or medium enterprises and MSMEs. This includes providing data and information on MSMEs that are ready to collaborate, developing pilot partnership projects, facilitating policy support, and coordinating the formulation and implementation of partnership programs, including monitoring, evaluation, and overall oversight. These measures aim to ensure that partnerships are well-structured, effectively implemented, and contribute to strengthening the capacity and competitiveness of MSMEs.

Minister of Investment Regulation No. 1 of 2022, Article 2

The implementation of investment partnerships between Large Enterprises and Micro, Small, and Medium Enterprises (MSMEs) at the regional level, as stipulated in this Ministerial Regulation, is intended to provide guidance for business actors, government ministries and agencies, and regional governments in implementing these partnerships.

Investment Incentives



GOVERNOR REGULATION NUMBER 36 OF 2021 CONCERNING INCENTIVES AND EASE OF ACCESS FOR INVESTMENT IN BENGKULU

Type of Incentives for Enterprises



Reduction, relief, and exemption of regional tax



Reduction, relief or regional retribution



Capital Expenditure Participation



Assistance of research and development for local micro, small, and/or cooperatives



Assistance of capacity building facility for local micro, small, and cooperatives

Ease of Access for Enterprises



Provision of data and investment for investment opportunities



Information on spatial planning, technical assistance and acceleration of land acquisition



Provision of facilities and infrastructure



Provision of land or location



Providing technical assistance, advocacy, and assistance



Business consulting services, complaint facilitation and settlement business administration malpractice



Acceleration of the provision of licensing administration services



Easy access to marketing of products



Ease of direct investment in construction



Ease of investment in strategic areas set out in legislation that has the potential for development area

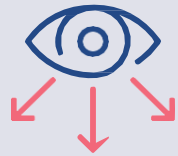


Providing comfort and security to invest in the area

The Compiler of The Script

Supervisor

- Wahyu Yuwana Hidayat
- Khirdes Lapendo Pasju



Editor

- Muhammad Irfan Octama
- Fajar Setiawan



Data Collector

- Addin Nisshaq Fathiani Diva
- Annisa Wulandari





This page is intentionally left blank



Licensing and Key Contacts



Key Contact



Khirdes Lapendo Pasju, S.STP, M.Si

Head of Department for Investment and Integrated One-Stop Services, Bengkulu Province



Muhammad Irfan Octama

Deputy Head of Bank Indonesia Bengkulu Representative Office



Sepragusri, S.T, M.Si

Head of the Economic and Natural Resources Division of Planning, Research and Development, Bengkulu Province

Key Contact



Medi Setiabudi, SS

setiabudi.medi@gmail.com

Translator
Department for Investment and
Integrated One-Stop Service,
Bengkulu Province Government



Andri Haryadi, S.Sos

andriharyadi1985@gmail.com

Public Relation
Department for Investment and
Integrated One-Stop Service,
Bengkulu Province Government



Yunizar Cahaya, S.Sos, MM

yunizar.cahaya@gmail.com

Junior Expert Policy Analyst
Department for Investment and
Integrated One-Stop Service,
Bengkulu Province Government



Yostaki Farizal

yostakifarizal@gmail.com

Young Expert Planner of Regional
Planning, Research and
Development Agency,
Bengkulu Province Government



Fajar Setiawan

fajar_s@bi.go.id

Economist
Bank Indonesia Bengkulu Representative Office




Addin Nisshaq F.D.

Addin_nisshaq@bi.go.id

Junior Economist
Bank Indonesia Bengkulu Representative Office



This page is intentionally left blank





BANK INDONESIA
BANK SENTRAL REPUBLIK INDONESIA

